



22nd October 2024

To,
National Stock Exchange of India Ltd.
Exchange Plaza, 5th Floor,
Plot No.C/1, 'G' Block,
Bandra-Kurla Complex,
Bandra (East),
Mumbai - 400 051

Dear Sirs,

Outcome of the Board Meeting – 22nd October 2024

1. Pursuant to Regulation 52 of the SEBI (Listing Obligations and Disclosure Requirements) Regulations 2015 ('Listing Regulations'), as amended, read with Schedule III Part B (A)(16), this is to inform you that the Board of Directors of the Company, at its meeting held today i.e. Tuesday, 22nd October 2024, have approved the Unaudited Financial Results of the Company for the quarter and half year ended 30th September 2024.

A copy of the aforesaid Financial Results of the Company, along with the Limited Review Report with an unmodified opinion, are enclosed herewith.

2. The financial information, as required to be provided in terms of Regulation 52(4) of the Listing Regulations, forms part of the said Financial Results.
3. In terms of Regulation 54(2) and 54(3) of the Listing Regulations, disclosure has been made in the Financial Results regarding the extent and nature of security created and maintained for secured non-convertible securities of the Company and a certificate on security cover, including compliance with all covenants and book value of assets, is enclosed with the Financial Results, respectively.
4. The statement of utilisation of issue proceeds of non-convertible securities, pursuant to Regulation 52(7) of the Listing Regulations and statement of deviation/ variation in use of issue proceeds of non-convertible securities, pursuant to Regulation 52(7A) of the Listing Regulations, for the quarter and half year ended 30th September 2024, are enclosed.
5. The disclosure of related party transactions under Regulation 23(9) of the Listing Regulations for the half year ended 30th September 2024, is enclosed along with the Financial Results.

The aforesaid disclosures will also be made available on the Company's website at <https://www.tatapowerrenewables.com/investors/financialresults.aspx>

The Trading Window for the securities of the Company was closed from 24th September 2024 and will reopen on 25th October 2024.

Tata Power Renewable Energy Limited

CIN : U40108MH2007PLC168314

C/o The Tata Power Company Limited

Corporate Centre, A Block, 34 Sant Tukaram Road, Carnac Bunder, Mumbai 400 009

Tel: +91 22 6717 1000 Extn: 1626

Email: tprel@tatapower.com Website: www.tatapowerrenewables.com



The Board meeting commenced at 2:00 p.m. and concluded at 4:55 p.m.

This is for your information and record.

For **Tata Power Renewable Energy Limited**

Jeraz E Mahernosh
Company Secretary
FCS: 7008

Encl: As above

Tata Power Renewable Energy Limited

CIN : U40108MH2007PLC168314

C/o The Tata Power Company Limited

Corporate Centre, A Block, 34 Sant Tukaram Road, Carnac Bunder, Mumbai 400 009

Tel: +91 22 6717 1000 Extn: 1626

Email: tprel@tatapower.com Website: www.tatapowerrenewables.com

Independent Auditor's Review Report on the Quarterly and Year to Date Unaudited Standalone Financial Results of the Company Pursuant to Regulation 52 of the SEBI (Listing Obligations and Disclosure Requirements) Regulations, 2015, as amended**Review Report to
The Board of Directors
Tata Power Renewable Energy Limited**

1. We have reviewed the accompanying statement of unaudited standalone financial results of Tata Power Renewable Energy Limited (the "Company") for the quarter ended September 30, 2024 and year to date from April 1, 2024 to September 30, 2024 (the "Statement") attached herewith, being submitted by the Company pursuant to the requirements of Regulation 52 of the SEBI (Listing Obligations and Disclosure Requirements) Regulations, 2015, as amended (the "Listing Regulations").
2. The Company's Management is responsible for the preparation of the Statement in accordance with the recognition and measurement principles laid down in Indian Accounting Standard 34, (Ind AS 34) "Interim Financial Reporting" prescribed under Section 133 of the Companies Act, 2013 as amended, read with relevant rules issued thereunder and other accounting principles generally accepted in India and in compliance with Regulation 52 of the Listing Regulations. The Statement has been approved by the Company's Board of Directors. Our responsibility is to express a conclusion on the Statement based on our review.
3. We conducted our review of the Statement in accordance with the Standard on Review Engagements (SRE) 2410, "Review of Interim Financial Information Performed by the Independent Auditor of the Entity" issued by the Institute of Chartered Accountants of India. This standard requires that we plan and perform the review to obtain moderate assurance as to whether the Statement is free of material misstatement. A review of interim financial information consists of making inquiries, primarily of persons responsible for financial and accounting matters, and applying analytical and other review procedures. A review is substantially less in scope than an audit conducted in accordance with Standards on Auditing and consequently does not enable us to obtain assurance that we would become aware of all significant matters that might be identified in an audit. Accordingly, we do not express an audit opinion.
4. Based on our review conducted as above, nothing has come to our attention that causes us to believe that the accompanying Statement, prepared in accordance with the recognition and measurement principles laid down in the aforesaid Indian Accounting Standards ('Ind AS') specified under Section 133 of the Companies Act, 2013 as amended, read with relevant rules issued thereunder and other accounting principles generally accepted in India, has not disclosed the information required to be disclosed in terms of the Listing Regulations, including the manner in which it is to be disclosed, or that it contains any material misstatement.

For S R B C & CO LLP
Chartered Accountants
ICAI Firm registration number: 324982E/E300003



per Suresh Yadav
Partner
Membership No.: 119878
UDIN: 24119878BKEKYZ6842
Mumbai
October 22, 2024






Tata Power Renewable Energy Limited
Corporate Centre, 34 Sant Tukaram Road, Carnac Bunder, Mumbai-400009
Website: www.tatapowerrenewables.com
CIN : U40108MH2007PLC168314

STATEMENT OF STANDALONE FINANCIAL RESULTS FOR THE QUARTER AND HALF YEAR ENDED 30TH SEPTEMBER, 2024

Particulars	Quarter ended			Half year ended		Year ended
	30-Sep-24	30-June-24 (Refer Note 4)	30-Sep-23 (Refer Note 4)	30-Sep-24	30-Sep-23 (Refer Note 4)	31-Mar-24 (Refer Note 4)
	(₹ crores)					
	(Unaudited)	(Unaudited)	(Unaudited)	(Unaudited)	(Unaudited)	(Audited)
1. Income						
Revenue from Operations	2,874.21	2,549.37	2,604.72	5,423.58	4,842.28	14,396.38
Other Income	209.23	197.50	128.94	406.73	283.00	640.75
Total Income	3,083.44	2,746.87	2,733.66	5,830.31	5,125.28	15,037.13
2. Expenses						
Raw Material Consumed and Construction Cost (including project land)	1,626.56	1,422.00	1,456.32	3,048.56	2,634.05	9,422.96
Sub-Contracting Costs	144.26	133.76	125.73	278.02	230.16	549.64
Decrease/ (Increase) in Inventories	(6.01)	(103.28)	(67.67)	(109.29)	(153.72)	(22.50)
Employee Benefits Expense	83.48	92.52	80.16	176.00	154.89	322.49
Finance Costs	331.59	351.61	321.07	683.20	649.01	1,357.19
Depreciation and Amortisation Expenses	211.09	214.69	222.01	425.78	441.70	873.28
Other Expenses	285.52	304.11	283.11	589.63	546.96	1,177.55
Total Expenses	2,676.49	2,415.41	2,420.73	5,091.90	4,503.05	13,680.61
3. Profit Before Exceptional Items and Tax (1-2)	406.95	331.46	312.93	738.41	622.23	1,356.52
4. Add/(Less): Exceptional Items						
Provision for stamp duty (Refer Note 4)	(140.00)	-	-	(140.00)	-	-
Impairment of Goodwill on acquisition (Refer Note 5)	-	-	-	-	-	(100.85)
5. Profit Before Tax (3+4)	266.95	331.46	312.93	598.41	622.23	1,255.67
6. Tax Expense / (Credit)						
Current tax	(47.06)	47.06	44.89	-	69.83	230.90
Deferred tax	144.09	22.24	16.88	166.33	53.80	60.26
Tax impact of merger for earlier years (Refer Note 4)	299.61	-	-	299.61	-	-
Total Tax Expenses / (Credit)	396.64	69.30	61.77	465.94	123.63	291.16
7. Profit / (Loss) for the Period / Year (5-6)	(129.69)	262.16	251.16	132.47	498.60	964.51
8. Other Comprehensive Income / (Expenses)						
Items that will not be reclassified to Profit or Loss	(0.94)	(0.93)	-	(1.87)	(0.48)	(4.63)
Tax relating to items that will not be reclassified to Profit or Loss	0.47	0.23	-	0.70	0.12	1.19
Items that will be reclassified to Profit or Loss	(46.15)	(22.73)	29.04	(68.88)	(42.88)	(86.70)
Tax relating to items that will be reclassified to Profit or Loss	11.61	5.72	(7.31)	17.33	10.79	21.82
Other Comprehensive Income / (Expenses) (Net of tax)	(35.01)	(17.71)	21.73	(52.72)	(32.45)	(68.32)
9. Total Comprehensive Income / (Expenses) (Net of Tax) (7+8)	(164.70)	244.45	272.89	79.75	466.15	896.19
10. Paid-up Equity Share Capital (Face Value: ₹ 10/- per share)	1,463.10	1,463.10	1,379.48	1,463.10	1,379.48	1,463.10
11. Compulsorily Convertible Preference Shares (Face Value: ₹ 100/- per share)	-	-	2,000.00	-	2,000.00	-
12. Other Equity	12,042.26	12,205.50	9,614.57	12,042.26	9,614.57	11,960.96
13. Basic and Diluted Earnings Per Equity Share (of ₹ 10/- each) (₹)						
(i) Basic Earning Per Share (not annualised)	(0.89)	1.80	1.72	0.91	3.41	6.59
(ii) Diluted Earning Per Share (not annualised)	(0.89)	1.80	1.72	0.91	3.41	6.59

SIGNED FOR IDENTIFICATION
BY

SRBC & CO LLP
MUMBAI





Tata Power Renewable Energy Limited
Corporate Centre, 34 Sant Tukaram Road, Carnac Bunder, Mumbai-400009
Website: www.tatapowerrenewables.com
CIN : U40108MH2007PLC168314


STANDALONE STATEMENT OF ASSETS AND LIABILITIES

₹ crores

Particulars	As at	As at
	30th September, 2024	31st March, 2024 (Refer Note 4)
	(Unaudited)	(Audited)
A. ASSETS		
1. Non-Current Assets		
a) Property, Plant and Equipment	13,595.98	13,888.38
b) Right of Use Assets	657.74	502.88
c) Capital Work-in-Progress	1,794.51	317.32
d) Goodwill	1,535.18	1,535.18
e) Intangible Assets	884.63	916.47
f) Financial Assets		
(i) Investments	947.29	659.63
(ii) Trade Receivables	281.49	273.29
(iii) Loans	9,010.58	8,288.33
(iv) Finance Lease Receivables	109.52	110.44
(v) Other Financial Assets	521.11	535.56
g) Non-Current Tax Assets (Net)	322.67	61.61
h) Other Non-Current Assets	982.87	675.58
Total - Non-Current Assets	30,643.57	27,764.67
2. Current Assets		
a) Inventories	1,106.53	1,152.87
b) Financial Assets		
(i) Investments	3.85	144.95
(ii) Trade Receivables	4,282.61	4,977.52
(iii) Unbilled Revenue	543.41	550.79
(iv) Cash and Cash Equivalents	129.31	839.06
(v) Bank Balances Other than (iv) above	50.35	85.22
(vi) Loans	16.38	-
(vii) Finance Lease Receivables	3.43	3.19
(viii) Other Financial Assets	621.66	221.73
c) Other Current Assets	525.23	633.94
Total - Current Assets	7,282.76	8,609.27
Assets Classified as Held For Sale	-	3.51
TOTAL - ASSETS	37,926.33	36,377.45
B. EQUITY AND LIABILITIES		
Equity		
a) Equity Share Capital	1,463.10	1,463.10
b) Other Equity	12,042.26	11,960.96
Total - Equity	13,505.36	13,424.06
Liabilities		
1. Non-Current Liabilities		
a) Financial Liabilities		
(i) Borrowings	14,056.77	11,646.23
(ii) Lease Liabilities	349.11	274.96
(iii) Other Financial Liabilities	12.00	1.97
b) Provisions	81.26	80.12
c) Deferred Tax Liabilities (Net)	1,204.92	446.91
d) Other Non-Current Liabilities	581.86	584.33
Total - Non-Current Liabilities	16,285.92	13,034.52
2. Current Liabilities		
a) Financial Liabilities		
(i) Borrowings	3,635.81	3,000.97
(ii) Lease Liabilities	1.44	0.43
(iii) Trade Payables		
(a) Total outstanding dues of micro enterprises and small enterprises	253.99	382.25
(b) Total outstanding dues of trade payables other than micro and small enterprises	1,891.87	2,025.96
(iv) Other Financial Liabilities	562.12	2,371.24
b) Current Tax Liabilities (Net)	-	112.14
c) Provisions	306.70	154.80
d) Other Current Liabilities	1,483.12	1,871.08
Total - Current Liabilities	8,135.05	9,918.87
TOTAL - EQUITY AND LIABILITIES	37,926.33	36,377.45

SIGNED FOR IDENTIFICATION
BY

S R B C & CO LLP
MUMBAI





Tata Power Renewable Energy Limited
Corporate Centre, 34 Sant Tukaram Road, Carnac Bunder, Mumbai-400009
Website: www.tatapowerrenewables.com
CIN : U40108MH2007PLC168314

Standalone Cash Flow Statement

Particulars	For the Half Year ended 30th September, 2024	For the Half Year ended 30th September, 2023 (Refer Note 4)
	₹ crores	₹ crores
A. Cash flow from Operating activities		
Profit / (Loss) before tax	598.41	622.23
Adjustments to reconcile profit before tax to net operating cash flows:		
Depreciation and Amortisation Expense	425.78	441.70
Interest income	(374.53)	(234.93)
Finance cost	683.20	649.01
Finance income from service concession arrangement	(16.36)	(15.83)
(Gain) / Loss on disposal / write off of Property, Plant and Equipment (Net)	4.00	0.05
(Gain) / Loss on sale / fair value of current investments measured at FVTPL	(6.26)	(28.65)
Provision for Warranties	9.12	11.14
Provision for Stamp duty	140.00	-
Bad Debt	6.57	0.61
Allowance for doubtful debts and advances (Net)	57.85	29.75
Amortisation of Deferred Revenue	(29.57)	(19.10)
Amortisation of Security Deposit	0.65	1.04
Amortisation of Deferred Expense and Income	-	(0.23)
Effect of Exchange Fluctuation (Net)	-	5.71
	900.45	840.27
Adjustments for (increase) / decrease in Operating Assets:	1,498.86	1,462.50
Inventories	46.34	(484.02)
Trade Receivables	622.29	575.84
Loans Non-current	-	0.01
Other Current Assets	108.71	10.79
Other Non-Current Assets	0.10	(0.44)
Unbilled Revenue	7.38	(59.82)
Other Financial Assets - Current	(1.77)	83.95
Other Financial Assets - Non-current	(22.00)	56.90
	761.05	183.21
Adjustments for increase / (decrease) in Operating Liabilities:	2,259.91	1,645.71
Trade Payables	(262.35)	325.35
Other Current Liabilities	(387.96)	(276.45)
Other Non-current Liabilities	(3.83)	56.83
Current Provisions	2.77	(37.67)
Non-Current Provisions	(0.73)	0.48
Other Financial Liabilities - Current	(1,791.27)	(2.59)
Other Financial Liabilities - Non-Current	10.03	0.09
	(2,433.34)	66.04
Net Cash Flows from / (used in) Operations	(173.43)	1,711.75
Income tax (paid) / refund received (net)	(63.10)	(52.85)
Net cash flows from/(used in) Operating Activities	(236.53)	1,658.90
B. Cash flow from Investing Activities		
Capital expenditure on Property, Plant and Equipment and Other Intangible assets (including capital advances)	(1,855.22)	(839.32)
Proceeds from sale of Property, Plant and Equipment (including property, plant and equipment classified as held for sale)	0.04	-
Equity contribution in subsidiaries	(287.71)	(107.30)
Proceeds from sale of Non Current Investments	0.05	0.12
(Purchase of) / Proceeds from Sale of Current Investments (Net)	75.99	223.79
Interest Received	33.60	128.54
Loans Given	(2,240.24)	(2,638.00)
Loans Repaid	1,501.61	232.41
Proceeds from Finance Lease Receivable	0.68	2.67
Bank Balance not considered as Cash and Cash Equivalents	92.38	1,388.67
Net cash flows from/(used in) Investing Activities	(2,678.82)	(1,608.42)
C. Cash Flow from Financing Activities		
Proceeds from Non-Current Borrowings	2,844.65	700.00
Repayment of Non-Current Borrowings	(781.93)	(810.42)
Proceeds from Current Borrowings	9,966.28	5,623.99
Repayment of Current Borrowings	(8,985.40)	(5,723.83)
Finance Cost Paid	(816.84)	(708.72)
Payment of Lease liability	(21.16)	(24.21)
Net Cash Flows from/(used in) Financing Activities	2,205.60	(943.19)
Net increase / (decrease) in Cash and Cash Equivalents	(709.75)	(892.71)
Cash and Cash Equivalents as at 1st April (Opening Balance)	839.06	1,143.57
Cash and Cash Equivalents as at 30th September (Closing Balance)	129.31	250.86
Cash and Cash Equivalents include:	As at 30th September, 2024	As at 30th September, 2023 (Refer Note 4)
(a) Balances with banks	₹ crores	₹ crores
In current accounts	117.41	128.15
In Deposit Accounts (with original maturity three months or less)	11.90	122.71
Total of Cash and Cash Equivalents	129.31	250.86

SIGNED FOR IDENTIFICATION
BY

S R B C & CO LLP
MUMBAI





Tata Power Renewable Energy Limited
Corporate Centre, 34 Sant Tukaram Road, Carnac Bunder, Mumbai-400009
Website: www.tatapowerrenewables.com
CIN : U40108MH2007PLC168314

Additional information pursuant to Regulation 52(4) and Regulation 54 (2) of Securities and Exchange Board of India (Listing Obligations and Disclosure Requirements) Regulations, 2015, as amended as at and for the quarter and half year ended 30th September, 2024.

Sr. No.	Particulars	Quarter ended			Half year ended		Year ended
		30-Sep-24	30-June-24 (Refer Note 4)	30-Sep-23 (Refer Note 4)	30-Sep-24	30-Sep-23 (Refer Note 4)	31-Mar-24 (Refer Note 4)
		(₹ crores)					
		(Unaudited)	(Unaudited)	(Unaudited)	(Unaudited)	(Unaudited)	(Audited)
1	Debt Equity Ratio (in times) (Refer Note a)	1.34	1.23	1.12	1.34	1.12	1.12
2	Debt Service Coverage Ratio (in times) (Refer Note b) (not annualised)	1.14	1.44	0.98	1.26	1.18	1.02
3	Interest Service Coverage Ratio (in times) (Refer Note c)	2.11	1.92	2.02	2.02	2.00	2.03
4	Current Ratio (in times) (Refer Note d)	0.90	0.93	1.08	0.90	1.08	0.87
5	Long term Debt to Working Capital (in times) (Refer Note e)	32.77	22.91	6.75	32.77	6.75	32.52
6	Bad debts to Accounts Receivable Ratio (%) (Refer Note f) (not annualised)	0.42%	0.70%	0.29%	1.18%	0.65%	0.26%
7	Current Liability Ratio (in times) (Refer Note g)	0.33	0.39	0.39	0.33	0.39	0.43
8	Total Debts to Total Assets Ratio (in times) (Refer Note h)	0.48	0.45	0.44	0.48	0.44	0.41
9	Debtors Turnover (in number of days) (Refer Note i)	176	209	166	184	177	137
10	Inventory Turnover (in number of days) (Refer Note j)	68	83	74	64	82	39
11	Operating Margin (%) (Refer Note k)	18.42%	19.05%	19.39%	18.71%	20.41%	14.40%
12	Net Profit after Tax (₹ Crores)	(129.69)	262.16	251.16	132.47	498.60	964.51
13	Net Profit Margin (%) including exceptional item (Refer Note l)	(4.51%)	10.28%	9.64%	2.44%	10.30%	6.70%
14	Net Profit Margin (%) excluding exceptional item (Refer Note m)	10.78%	10.28%	9.64%	10.55%	10.30%	7.40%
15	Net Worth (₹ Crores) (Refer Note n)	13,908.45	14,037.15	13,312.79	13,908.45	13,312.79	13,775.60
16	Capital Redemption Reserve (₹ in Crores)	11.25	11.25	11.25	11.25	11.25	11.25
17	Debenture Redemption Reserve (₹ in Crores) (Refer Note o)	99.05	99.05	99.05	99.05	99.05	99.05
18	Asset Cover Ratio (in times) (Refer Note p)						
	a) 8.32% Non convertible debentures - Face value 500 Crore (Exclusive Security Cover)	1.00	1.00	1.00	1.00	1.00	1.00
	b) 8.32% Non convertible debentures - Face value 500 Crore (Pari-Passu Security Cover)	1.58	1.61	1.46	1.58	1.46	1.49
	c) 7.84% Non convertible debentures - Face value 400 Crore (Pari-Passu Security Cover)	1.58	1.61	1.46	1.58	1.46	1.49

Notes: The following definitions have been considered for the purpose of computation of ratios and other information

Sr. No.	Ratios	Formulae
a)	Debt Equity Ratio	$\frac{\text{Total Debt}^{(1)}}{\text{Total Equity}^{(2)}}$
b)	Debt Service Coverage Ratio	$\frac{\text{Profit before exceptional items and tax} + \text{Interest expenses}^{(11)} + \text{Depreciation and amortisation} - \text{Current tax expense}}{\text{Interest expense} + \text{Scheduled principal repayment of long-term debt}^{(3)} + \text{lease liabilities during the period}}$
c)	Interest Service Coverage Ratio	$\frac{\text{Profit before exceptional items and tax} + \text{interest expense}}{\text{Interest expense}^{(11)}}$
d)	Current Ratio	$\frac{\text{Current assets}^{(4)}}{\text{Current liabilities}^{(5)}}$
e)	Long term Debt to Working Capital	$\frac{\text{Long term debt}^{(7)}}{\text{Working capital}^{(6)}}$
f)	Bad debts to Accounts Receivable Ratio	$\frac{\text{Bad debts}^{(10)}}{\text{Average trade receivable}}$
g)	Current Liability Ratio	$\frac{\text{Current liabilities}^{(5)}}{\text{Total liabilities}^{(9)}}$
h)	Total Debts to Total Assets Ratio	$\frac{\text{Total debts}^{(1)}}{\text{Total assets}^{(8)}}$
i)	Debtors Turnover	$\frac{\text{Average trade receivable} \times \text{number of days}}{\text{Gross Sales}}$
j)	Inventory Turnover	$\frac{\text{Average inventory} \times \text{number of days}}{\text{Cost of goods sold}}$
k)	Operating Margin (%)	$\frac{\text{Operating Profit (Profit before tax and exceptional item} + \text{Interest expense} - \text{other income})}{\text{Revenue}}$
l)	Net Profit Margin (%) including exceptional item	$\frac{\text{Net Profit after tax (including exceptional item and tax impact on merger for earlier years)}}{\text{Revenue}}$
m)	Net Profit Margin (%) excluding exceptional item	$\frac{\text{Net Profit after tax (excluding exceptional item and tax impact on merger for earlier years)}}{\text{Revenue}}$

SIGNED FOR IDENTIFICATION
BY

S R B C & CO LLP
MUMBAI





Tata Power Renewable Energy Limited
Corporate Centre, 34 Sant Tukaram Road, Carnac Bunder, Mumbai-400009
Website: www.tatapowerrenewables.com
CIN : U40108MH2007PLC168314

Additional information pursuant to Regulation 52(4) and Regulation 54 (2) of Securities and Exchange Board of India (Listing Obligations and Disclosure Requirements) Regulations, 2015, as amended as at and for the quarter and half year ended 30th September, 2024.


n)	Net Worth has been computed on the basis as stated in Clause 2 of the Securities and Exchange Board of India (Listing Obligations and Disclosure Requirements) Regulations, 2015 i.e. Net worth as defined in sub-section (57) of section 2 of the Companies Act, 2013.	
o)	The Company was required to create Debenture Redemption Reserve (DRR) out of the profits which are available for payment of dividend for the purpose of redemption of debentures. Pursuant to Companies (Share Capital and Debentures) Amendment Rules, 2019 dated August 16, 2019, the Company is not required to create DRR. Accordingly, the Company has not created DRR subsequent to the rules coming into effect.	
p)	Asset Cover Ratio	$\frac{\text{Secured assets}^{(12)}}{\text{Secured loans}^{(13)}}$
	As at 30th September, 2024 i) 8.32% Non convertible debentures - Face value 500 Crores have been secured by a exclusive charge on Building, Plant & Machinery, Furnitures & Fixtures, Office Equipment, Motor Vehicle, Trade receivables including unbilled revenue and Other assets. ii) 8.32% Non convertible debentures - Face value 500 Crores have been secured by a Pari-Passu charge on plant under constructions including rooftops, Leasehold land, stores and spares, loose tools in addition to the above assets mentioned. iii) 7.84% Non convertible debentures - Face value 400 Crores have been secured by a Pari-Passu charge on Building, Plant & Machinery, Furnitures & Fixtures, Office Equipment, Motor Vehicle, Trade receivables including unbilled revenue, plant under constructions including rooftops, Leasehold land, stores and spares and loose tools.	

Notes

1)	Total Debt: Long term borrowings (including current maturities of long term borrowings), lease liabilities (current and non current), short term borrowings and interest accrued on debts.
2)	Total Equity : Issued share capital, compulsorily convertible preference shares and other equity.
3)	For the purpose of computation, scheduled principal repayment of long term borrowings does not include prepayments (including prepayment by exercise of call/put option and excluding refinancing)
4)	Current Assets as per balance sheet and asset classified as held for sale.
5)	Current liabilities as per balance sheet and liability classified as held for sale.
6)	Working Capital : Current assets - Current liabilities (excluding current maturities of long term debt, lease liabilities and interest accrued on borrowings).
7)	Long Term Debt: Long term borrowings (including current maturities of long term borrowings), non-current and current lease liabilities and interest accrued on long term debt.
8)	Total Assets as per balance sheet and assets classified as held for sale.
9)	Total liabilities as per balance sheet and liabilities classified as held for sale.
10)	Bad debts includes provision for doubtful debts.
11)	Interest Expenses = Interest charged in Statement of Profit and Loss and interest capitalized during the period / year pertaining to borrowings.
12)	Secured Assets: Written down value of Property, Plant and Equipments, Trade receivables including unbilled revenues and Other assets.
13)	Secured Loans: Outstanding value of secured Non-convertible debentures and secured borrowings.

SIGNED FOR IDENTIFICATION
BY

SRBC & CO LLP
MUMBAI





Notes to the Financial Results for the quarter and half year ended 30th September, 2024

- 1 The above financial results of Tata Power Renewable Energy Limited were reviewed by the Audit Committee and approved by the Board of Directors at its meeting held on 22nd October, 2024.
- 2 The Company is engaged in business of generation of electric power from wind and solar energy, rooftop solar projects, EPC and maintenance services with respect to solar which is considered to be a single segment as per Ind AS 108 - Operating Segments.
- 3 In relation to certain renewable power plants in Andhra Pradesh ('AP'), there is an on-going litigation with respect to unilateral reduction in tariff by APDISCOM for which APDISCOM had filed an SLP with Supreme Court challenging the favourable AP High Court order. However, APDISCOM has settled all outstanding dues including the disputed tariff till May 2022 in 12 equal instalments and also making regular payment for subsequent periods subject to the outcome of the said SLP. Accordingly, Group continues to recognise revenue at PPA rate and considers outstanding balance amounting to ₹ 48.46 crores as at 30th September, 2024 (As at 31st March, 2024 : ₹ 42.29 crores) as fully recoverable based on the favourable orders and legal evaluation.
- 4 (a) During the quarter, The Hon'ble National Company Law Tribunal (NCLT) has approved the composite schemes of arrangement for merger of Walwhan Renewable Energy Limited (including its 19 subsidiaries) and TP Wind Power Limited with an appointed date of 1st April, 2022 and merger of Tata Power Solar Systems Limited and Chirasthaayee Saurya Limited with an appointed date of 1st April, 2023 (together referred as "Transferor Companies") with the Tata Power Renewable Energy Limited (referred as "Transferee Company or Company") under Section 230 to 232 of the Companies Act, 2023.

(b) The above mergers have been accounted in the books of the Company by applying the principles of Appendix C of Ind AS 103 – 'Business combinations of entities under common control' using pooling of interest method. The assets, liabilities and the reserves of the respective Transferor Companies are recorded at carrying value as appearing in the consolidated financial statements of the Company and accordingly previous periods results have been restated.

(c) Pursuant to the said mergers, during the quarter, the Company has recomputed the tax payable till 31st March, 2024 from the respective appointment dates and recognised net tax charge amounting to ₹ 299.61 crores which mainly includes reversal of Minimum Alternate Tax Credit entitlement recognised by the certain Transferor Companies amounting to ₹ 301.20 crores and impact of deferred tax on other temporary differences.

(d) The Company has estimated the impact of stamp duty payable pursuant to the above merger and recognised provision amounting to ₹ 140 crores during the quarter and disclosed as an exceptional item in the financial results.
- 5 During the year ended 31st March, 2024, based on annual impairment assessment required by IND AS 36, the management had assessed the carrying amount of goodwill amounting to ₹ 1,634.93 crores recognised by the Company in previous business combination transactions involving acquisition of renewable power plants. These plants were acquired by the Company during the year 2016-17 and while the Company continues to derive the economic benefits from these plants, the carrying value of goodwill relating to certain plants was no longer fully recoverable over its balance Power Purchase Agreement (PPA) period. Accordingly, it had resulted in charge amounting to ₹ 100.85 crores in the Statement of Profit and Loss which was disclosed as an exceptional item.
- 6 Previous period figures have been regrouped / reclassified wherever necessary, to conform with current period presentation.


For and on behalf of the Board of Directors


Deepesh Nanda

Chief Executive Officer and Managing Director
DIN 03151401

Place: Mumbai

Date : 22nd October, 2024



Tata Power Renewable Energy Limited
Corporate Center, A Block, 34, Sant Tukaram Road,
Carnac Bunder, Mumbai 400 009
Tel: 91 226717 1000 Extn: 1626

Independent Auditor's Report on Security Cover, Compliance with financial Covenants and book value of assets as at September 30, 2024 under Regulation 56(1)(d) of the Securities and Exchange Board of India (Listing Obligations and Disclosure Requirements) Regulations, 2015 (as amended) and SEBI Circular dated May 19, 2022 for submission to SBICAP Trustee Company Limited (the 'Debenture Trustee')

To
The Board of Directors
Tata Power Renewable Energy Limited
c/o The Tata Power Company Limited
Corporate Centre B, 34, Sant Tukaram Road,
Carnac Bunder Road, Mumbai,
Maharashtra - 400049

1. This Report is issued in accordance with the terms of the service scope letter dated October 14, 2024 and master engagement agreement dated October 15, 2022, as amended with Tata Power Renewable Energy Limited (hereinafter the "Company").
2. We, S R B C & CO LLP, Chartered Accountants, are the Statutory Auditors of the Company and have been requested by the Company to examine the accompanying Statement showing 'Security Cover as per the terms of Debenture Trust Deed, Compliance with financial covenants and book value of assets for 8.32%, rated, listed, secured, redeemable, non-convertible debentures of a nominal value of Rs. 10,00,000 (Rupees Ten lakh) each, aggregating to Rs. 500 crores due on May 27, 2029 (hereinafter the "NCD1") and 7.84%, rated, listed, secured, redeemable, Series II non-convertible debentures of a nominal value of Rs. 10,00,000 (Rupees Ten lakh) each, aggregating to Rs. 400 crores due on June 15, 2026 (hereinafter the "NCD2") as at and for the six months period ended September 30, 2024 (hereinafter the "Statement") which has been prepared by the Company from the management certified unaudited standalone financial results, underlying books of account and other relevant records and documents maintained by the Company as at and for the six months period ended September 30, 2024 pursuant to the requirements of the Regulation 56(1)(d) of the Securities and Exchange Board of India (Listing Obligations and Disclosure Requirements) Regulations, 2015, as amended, and SEBI Circular dated May 19, 2022 on Revised format of security cover certificate, monitoring and revision in timelines (hereinafter the "SEBI Regulations and SEBI Circular"), and has been initialed by us for identification purpose only.

This Report is required by the Company for the purpose of submission with SBICAP Trustee Company Limited (hereinafter the "Debenture Trustee") of the Company to ensure compliance with the SEBI Regulations and SEBI Circular in respect of its NCD 1 and NCD 2 ('Debentures'). The Company has entered into an agreement with the Debenture Trustee vide agreements dated July 16, 2019 (amended on December 31, 2019), and September 14, 2016 (amended on February 25, 2020) in respect of such Debentures.

Management's Responsibility

3. The preparation of the Statement is the responsibility of the Management of the Company including the preparation and maintenance of all accounting and other relevant supporting records and documents. This responsibility includes the design, implementation, and maintenance of internal control relevant to the preparation and presentation of the Statement and applying an appropriate basis of preparation and making estimates that are reasonable in the circumstances.



Tata Power Renewables Energy Limited

Independent Auditor's Report on Security Cover, Compliance with financial covenants and Book value of assets as at September 30, 2024

Page 2 of 4

4. The Management of the Company is responsible for ensuring that the Company complies with all the relevant requirements of the SEBI Regulations and SEBI Circular including maintenance of hundred per cent security cover as per the terms of Debenture Trust Deed sufficient to discharge the principal amount and the interest thereon at all times for the non-convertible debt securities issued. The management is also responsible for providing all relevant information to the Debenture Trustee and for complying with all financial covenants as prescribed in the Debenture Trust Deeds dated July 16, 2019, and February 25, 2020 entered into between the Company and the Debenture Trustee ('Trust Deed').

Auditor's Responsibility

5. It is our responsibility to provide limited assurance and conclude as to whether the:
 - (a) the Company has maintained hundred percent Security cover as per the terms of the Debenture Trust deed as at and for the six months period ended September 30, 2024;
 - (b) the Company is in compliance with the financial covenants as mentioned in the Debenture Trust Deed as at September 30, 2024; and
 - (c) book value of assets as included in the Statement are in agreement with the books of account underlying the management certified unaudited standalone financial results of the company as at September 30, 2024.
6. We have performed a limited review of the unaudited standalone financial results of the Company for the six months ended September 30, 2024 prepared by the Company pursuant to the requirements of Regulation 52 of the SEBI (Listing Obligations and Disclosure Requirements) Regulations, 2015, as amended, and issued an unmodified conclusion dated October 22, 2024. Our review of those financial results was conducted in accordance with the in accordance with the Standard on Review Engagements (SRE) 2410, "Review of Interim Financial Information Performed by the Independent Auditor of the Entity", issued by the Institute of Chartered Accountants of India ("ICAI").
7. We conducted our examination of the Statement in accordance with the Guidance Note on Reports or Certificates for Special Purposes issued by the ICAI. The Guidance Note requires that we comply with the ethical requirements of the Code of Ethics issued by the ICAI.
8. We have complied with the relevant applicable requirements of the Standard on Quality Control (SQC) 1, Quality Control for Firms that Perform Audits and Reviews of Historical Financial Information, and Other Assurance and Related Services Engagements.
9. Our scope of work did not involve us performing audit tests for the purposes of expressing an opinion on the fairness or accuracy of any of the financial information or the financial results of the Company taken as a whole. We have not performed an audit, the objective of which would be the expression of an opinion on the financial results, specified elements, accounts or items thereof, for the purpose of this report. Accordingly, we do not express such opinion.
10. A limited assurance engagement includes performing procedures to obtain sufficient appropriate evidence on the applicable criteria, mentioned in paragraph 5 above. The procedures performed vary in nature and timing from, and are less extent than for, a reasonable assurance. Consequently, the level of assurance obtained is substantially lower than the assurance that would have been obtained had a reasonable assurance engagement been performed.



Tata Power Renewables Energy Limited

Independent Auditor's Report on Security Cover, Compliance with financial covenants and Book value of assets as at September 30, 2024

Page 3 of 4

Accordingly, our procedures included the following in relation to the Statement:

- a) Obtained and read the Debenture Trust Deed dated July 16, 2019 in relation to NCD 1 and Debenture Trust Deed dated September 14, 2016 in relation to NCD 2 and understood the terms of Asset Cover to be maintained in relation to these NCDs. Traced these terms of Asset Cover to the Statement prepared by the Company in respect of NCD 1 and NCD 2.
- b) Traced and agreed the principal amount and the interest thereon of the NCD 1 and NCD 2 outstanding as at September 30, 2024 to the management certified unaudited standalone financial results of the Company and books of account maintained by the Company as at September 30, 2024.
- c) Obtained and read the list of security cover in respect of Debentures outstanding as per the Statement. Traced the value of assets from the management certified unaudited standalone financial results of the Company and books of account maintained by the Company as at September 30, 2024.
- d) Obtained the list of security created in the register of charges maintained by the Company and 'Form No. CHG-9' filed with Ministry of Corporate Affairs ('MCA') on September 19, 2020 and February 2, 2021 in respect of NCD 1 and on March 20, 2020 in respect of NCD 2. Traced the value of charge created against Assets to the Security Cover in the attached Statement. Based on the representations made by the management there are no further amendments in the securities created in respect of the Debentures, we have relied on the same and not performed any independent procedure in this regard.
- e) Obtained the list and value of assets placed under lien or encumbrance for the purpose of obtaining any other loan and determined that such assets are not included in the calculation of Security Cover in respect of secured listed non-convertible debt security.
- f) Examined and verified the arithmetical accuracy of the computation of Security Cover in the accompanying Statement.
- g) Compared the Asset Cover with the Asset Cover required to be maintained as per Debenture Trust Deed.
- h) Obtained the Security Cover as determined by the management and evaluated whether the Company is required to maintain hundred percent security cover required to be maintained as per Trust Deed.
- i) Obtained the working of assets and liabilities presented in the respective columns in Annexures to the Statement and verified the same on test check basis and amounts appearing in the total column (column J) have been traced from management certified unaudited standalone financial results for the six months period ended September 30, 2024.
- j) With respect to Total Debt (not including financial indebtedness taken for the projects under construction) to EBITDA (Earnings before Interest, tax, depreciation and amortization) ratio, the management has represented and confirmed that the compliance of this ratio is to be done on an annual basis and hence the same is not applicable for the half year period. We have relied on the same and not performed any independent procedure in this regard.
- k) With respect to covenants other than those mentioned in paragraph 10(j) above, the management has represented and confirmed that the Company has complied with all the other covenants, including affirmative, informative, and negative covenants, as prescribed in the information memorandum and / or Debenture Trust Deed, as at September 30, 2024. We have relied on the same and not performed any independent procedure in this regard.



S R B C & CO LLP

Chartered Accountants

Tata Power Renewables Energy Limited

Independent Auditor's Report on Security Cover, Compliance with financial covenants and Book value of assets as at September 30, 2024

Page 4 of 4

- l) Performed necessary inquiries with the Management and obtained necessary representations.

Conclusion

11. Based on the procedures performed by us, as referred to in paragraph 10 above and according to the information and explanations received and management representations obtained nothing has come to our attention that causes us to believe that:

- a) The Company has not maintained hundred percent security cover as per the terms of the Debenture Trust deed;
- b) The Company is not in compliance with all financial covenants as mentioned in the Debenture Trust Deed as at and for the six months period ended September 30, 2024; and
- c) Book value of assets as reported in the Statement are not in agreement with the management certified unaudited standalone financial results as at September 30, 2024.

Restriction on Use

12. The Report has been issued at the request of the Company, solely in connection with the purpose mentioned in paragraph 2 above and to be submitted with the accompanying Statement to the Debenture Trustee and is not to be used or referred to for any other person. Accordingly, we do not accept or assume any liability or any duty of care for any other purpose or to any other person to whom this report is shown or into whose hands it may come. We have no responsibility to update this Report for events and circumstances occurring after the date of this report.

For S R B C & CO LLP

Chartered Accountants

ICAI Firm Registration Number: 324982E/E300003



per Suresh Yadav
Partner

Membership Number: 119878

UDIN: 24119878BKEKYY6504

Place of Signature: Mumbai

Date: October 22, 2024





Statement of Security Cover Ratio and other financial covenants as at September 30, 2024 ('Statement')

(a) Security Cover Ratio

Sl. No.	Particulars	September 30, 2024	Requirement as per Trust Deed	Applicable for
1	Exclusive Security Cover (Refer Annexure 1A)	1.00	1.00	NCD 1
2	Pari-Passu Security Cover (Refer Annexure 1A)	1.58	>1.00	NCD 1
3	Pari-Passu Security Cover (Refer Annexure 1B)	1.58	Not applicable (Refer note 3 below)	NCD 2

Notes:

- NCD 1: Rated, listed, secured, redeemable, non-convertible debentures of a nominal value of Rs. 10,00,000 (Rupees Ten lakh) each, aggregating to Rs. 500 crores due May 27, 2029 (hereinafter the "NCD1")
- NCD 2: Rated, listed, secured, redeemable, Series II non-convertible debentures of a nominal value of Rs. 10,00,000 (Rupees Ten lakh) each, aggregating to Rs. 400 crores due June 15, 2026
- No security cover requirement specified in debenture trust deed dated September 14, 2016 for NCD 2.


(b) Other Financial Covenants

Sl. No.	Particulars	September 30, 2024	Requirement as per Trust Deed	Applicable for
1	Total Debt to EBIDTA	Not Applicable *	< 6x	NCD 1

* Total Debt to EBITDA to be tested on an annual basis.

(c) List of debentures issued by the Company and outstanding as at September 30, 2024

Sl. No.	Particulars	Rate of Interest	Debenture Trustee	Debenture Trust Deed Date	Amount outstanding (Rs Cr)
1.	8.32% secured non - convertible debenture - Face Value 500 crore (NCD 1)	10.12% (12 M MCLR)	SBICAP Trustee Company Limited	July 11, 2019 (amended on December 31, 2019 and September 11, 2020)	335.00
2.	7.84% secured non - convertible debenture - Face Value 400 crore (NCD 2)	9.44% (6M HDFC MCLR+ spread)	SBICAP Trustee Company Limited	September 14, 2016 (amended on February 25, 2020)	295.00
3	7.90% unsecured non - convertible debenture - Face Value 300 crore Unlisted	7.65% (fixed)	SBICAP Trustee Company Limited	September 15, 2022	300.00
4	7.90% unsecured non - convertible debenture - Face Value 300 crore Listed	7.65% (fixed)	SBICAP Trustee Company Limited	September 28, 2022	300.00
5	7.75% unsecured non - convertible debenture - Face Value 700 crore Listed	7.50% (fixed)	SBICAP Trustee Company Limited	May 31, 2023	700.00





SI. No.	Particulars	Rate of Interest	Debenture Trustee	Debenture Trust Deed Date	Amount outstanding (Rs Cr)
6	7.93% unsecured non - convertible debenture - Face Value 500 crore Listed	7.93% (fixed)	SBICAP Trustee Company Limited	June 20, 2024	500.00
7	7.93% unsecured non - convertible debenture - Face Value 500 crore Listed	7.93% (fixed)	SBICAP Trustee Company Limited	June 20, 2024	500.00
8	7.85% unsecured non - convertible debenture - Face Value 500 crore Listed	7.85% (fixed)	SBICAP Trustee Company Limited	September 12, 2024	1,000.00
	Total				3,930.00

For and on behalf of Tata Power Renewable Energy Limited

Amit Mimani



Mr. Amit Mimani
Chief Financial Officer
Date: October 22, 2024



Annexure 1 A
Computation of Security Cover Ratio as on 30th September, 2024 for NCD 1 - Kotak 500 crores

Statement of Security Coverage Ratio

Column A Particulars	Column B Description of Asset for which this Certificate relate	Column C		Column D		Column E		Column F		Column G	Column H	Column I	Column J
		Exclusive Charge		Debt for which this Certificate being issued	Debt for which this Certificate being issued	Assets shared by pari passu debt holder (includes debt for which this certificate is issued & other debt with pari passu charge	Other assets on which there is pari- Passu charge (excluding Items Covered in column F)	Assets not offered as Security	Elimination on (amount in negative)	Debt amount considered more than once (due to exclusive plus pari passu charge)	(Total C to H)		
		Debt for which this certificate being issued	Other Secured Debt									Book Value	Book Value
Assets													
Property, Plant and Equipment (refer note 5 below)	Land, Building, Plant & Machinery, Furniture & Fixtures, Office Equipment, Motor Vehicle	122.72	3,725.04	Yes		1,884.98	7,820.56	42.68	-				13,595.98
Capital Work-in- Progress (refer note 5 below)	Plants under construction including rooftops, etc.	-	-	Yes		4.28	-	1,790.23	-				1,794.51
Intangible Assets	Software	-	-	No		-	-	884.63	-				884.63
Right of Use Assets (refer note 6 below)	Leasehold Land	-	6.88	Yes		48.14	602.30	0.42	-				657.74
Loans	Loans	-	-	No		-	-	9,026.96	-				9,026.96
Inventories	Stores and spares, Loose tools	-	-	Yes		2.47	1,104.06	-	-				1,106.53
Investments	Investments in Subsidiaries	-	-	No		-	-	947.29	-				947.29
Trade Receivables	Trade Receivables including unbilled revenue	4.40	324.62	Yes		71.07	4,549.30	158.12	-				5,107.51
Cash and Cash Equivalents	Cash and Cash Equivalents	-	-	No		-	-	129.31	-				129.31
Bank Balances other than Cash and Cash Equivalents	Bank Balances	-	-	No		-	-	50.35	-				50.35
Others	Other Financial Assets, Investment in Mutual Funds, Other Current Assets, Other Non-current Assets, Non-current Tax Assets (Net)	-	21.88	No		-	4,069.43	534.21	-				4,625.52
Total (i) (refer note 2 below)		127.12	4,078.42			2,010.94	18,145.65	13,564.20	-				37,926.33
Liabilities													
Debt securities to which Certificate pertains (refer note 3 below)	Borrowings	127.12	-	Yes		218.76	-	-	-				345.88
Other securities for which exclusive charge is created	Borrowings	-	3,619.88	No		-	-	-	-				3,619.88
Other debt sharing pari-passu charge with above debt (Refer Note 4 below)	Borrowings	-	-	Yes		1,057.84	4,250.97	-	-				5,308.81
Other Borrowings	Borrowings	-	-	No		-	-	8,418.01	-				8,418.01
Trade Payables	Trade Payables	-	-	No		-	-	2,145.86	-				2,145.86
Lease Liabilities	Lease Liabilities	-	-	No		-	-	350.55	-				350.55
Provisions	Provisions	-	-	No		-	-	387.96	-				387.96
Others	Current Tax Liabilities, Deferred Tax Liabilities, Other Financial and Non Financial Liabilities, Equity Share Capital and Other Equity	-	-	No		-	-	17,349.38	-				17,349.38
Total (ii)		127.12	3,619.88			1,276.60	4,250.97	28,651.76	-				37,926.33
Cover on Book Value [(i) / (ii)]		1.00				1.58							

Notes :-

- The above financial information has been extracted from the unaudited Standalone Financial Results for the six months period ended 30th September, 2024 and unaudited books of account maintained by the Company as at 30th September, 2024.
- The Company has created first charge on certain assets in accordance with the respective loan arrangements. The value of such assets at 30th September, 2024 has been presented either in Column C or Column D as applicable.
- The secured debt securities issued by the Company, for which this certificate is being issued, are secured by first charge present and future on Charanka assets movable and immovable assets and pari-passu charge present and future on MSEDCL and KREDL movable assets.
 - In Column C to the extent of value of assets on which exclusive charge has been created
 - In Column F – balance amount
- In respect of certain loans, assets shared by pari-passu debt holders including debt for which this certificate is issued & other debts which have been bifurcated in above table as follows:
 - Actual basis if the specific identification available in the loan/disbursement agreements
 - Allocated between Column F and Column G on the basis of agreed level of debt with the lenders on carrying value of respective Property, Plant and Equipment (PPE) after reducing specific borrowings for the said assets, if any.
- There is no outstanding liabilities as at 30th September, 2024 towards Property, Plant and Equipment (PPE) for which either exclusive or pari-passu charge has been created in respect of debt for which this certificate is issued and accordingly no adjustment has been made in the value of the said PPE.
- Right of Use assets for leasehold land have not been considered in the asset cover calculation unless it specifically mentioned in the respective debt agreements with the lenders.
- In respect of certain loans only a portion of loan is secured, the secured portion of such loan is disclosed in Column D and balance amount is considered as unsecured and disclosed in column H.
- The loan availed from State Bank of India (SBI) amounting to Rs 1,500 crores is secured to the extent of Rs 71.84 crores (against assets of Palaswadi-I project). The loan is also backed by security of assets owned by multiple subsidiaries of the Company. Therefore, for the purpose of the asset cover computation of the Company, the balance loan apart from portion of the loan backed by Palaswadi-I has been classified as an unsecured loan.

For Tata Power Renewable Energy Limited

Amit Mimani
Chief Financial Officer
22nd October 2024



Annexure 1 B

Computation of Security Cover Ratio as on 30th September, 2024 for NCD 2 - HDFC 575 crores

Statement of Security Coverage Ratio									
Column A	Column B	Column C	Column D	Column E	Column F	Column G	Column H	Column I	Column J
Particulars	Description of Asset for which this Certificate relate	Exclusive Charge		Debt for which this Certificate being issued	Pari- Passu Charge		Assets not offered as Security	Elimination on (amount in negative)	(Total C to H)
		Debt for which this certificate being issued	Other Secured Debt		Assets shared by pari passu debt holder (includes debt for which this certificate is issued & other debt with paripassu charge)	Other assets on which there is pari- Passu charge (excluding Items Covered in column F)			
		Book Value	Book Value	Yes/ No	Book Value	Book Value			
Assets									
Property, Plant and Equipment (refer note 5 below)	Land, Building, Plant & Machinery, Furniture & Fixtures, Office Equipment, Motor Vehicle	-	3,847.76	Yes	1,884.98	7,820.56	42.68	-	13,595.98
Capital Work-in- Progress (refer note 5 below)	Plants under construction including rooftops, etc.	-	-	Yes	4.28	-	1,790.23	-	1,794.51
Intangible Assets	Software	-	-	No	-	-	884.63	-	884.63
Right of Use Assets (refer note 6 below)	Leasehold Land	-	6.88	Yes	48.14	602.30	0.42	-	657.74
Loans		-	-	No	-	-	9,026.96	-	9,026.96
Inventories	Stores and spares, Loose tools	-	-	Yes	2.47	1,104.06	-	-	1,106.53
Investments	Investments in Subsidiaries	-	-	No	-	-	947.29	-	947.29
Trade Receivables	Trade Receivables including unbilled revenue	-	329.02	Yes	71.07	4,549.30	158.12	-	5,107.51
Cash and Cash Equivalents	Cash and Cash Equivalents	-	-	No	-	-	129.31	-	129.31
Bank Balances other than Cash and Cash Equivalents	Bank Balances	-	-	No	-	-	50.35	-	50.35
Others	Other Financial Assets, Investment in Mutual Funds, Other Current Assets, Other Non-current Assets, Non-current Tax Assets (Net)	-	21.88	No	-	4,069.43	534.21	-	4,625.52
Total (i) (refer note 2 below)		-	4,205.54		2,010.94	18,145.65	13,564.20	-	37,926.33
Liabilities									
Debt securities to which Certificate pertains (refer note 3 below)	Borrowings	-	-	Yes	302.52	-	-	-	302.52
Other securities for which exclusive charge is created	Borrowings	-	3,747.00	No	-	-	-	-	3,747.00
Other debt sharing pari-passu charge with above debt (Refer Note 4 below)	Borrowings	-	-	Yes	974.08	4,250.97	-	-	5,225.05
Other Borrowings	Borrowings	-	-	No	-	-	8,418.01	-	8,418.01
Trade Payables	Trade Payables	-	-	No	-	-	2,145.86	-	2,145.86
Lease Liabilities	Lease Liabilities	-	-	No	-	-	350.55	-	350.55
Provisions	Provisions	-	-	No	-	-	387.96	-	387.96
Others	Current Tax Liabilities, Deferred Tax Liabilities, Other Financial and Non Financial Liabilities, Equity Share Capital and Other Equity	-	-	No	-	-	17,349.38	-	17,349.38
Total (ii)		-	3,747.00		1,276.60	4,250.97	28,651.76	-	37,926.33
Cover on Book Value (i) / (ii)		-			1.58				

Notes :-

1. The above financial information has been extracted from the unaudited Standalone Financial Results for the six months period ended 30th September, 2024 and unaudited books of account maintained by the Company as at 30th September, 2024.

2. The Company has created first charge on certain assets in accordance with the respective loan arrangements. The value of such assets at 30th September, 2024 has been presented either in Column C or Column D as applicable.

3. The secured debt securities issued by the Company, for which this certificate is being issued, are secured by first charge present and future on Charanka assets movable and immovable assets and pari-passu charge present and future on MSEDC and KREDL movable assets.

Outstanding balance as at 30th September, 2024 has been bifurcated as follows in above table:

- In Column C to the extent of value of assets on which exclusive charge has been created

- In Column F – balance amount

4. In respect of certain loans, assets shared by pari-passu debt holders including debt for which this certificate is issued & other debts which have been bifurcated in above table as follows:

- Actual basis if the specific identification available in the loan/disbursement agreements

- Allocated between Column F and Column G on the basis of agreed level of debt with the lenders on carrying value of respective Property, Plant and Equipment (PPE) after reducing specific borrowings for the said assets, if any.

5. There is no outstanding liabilities as at 30th September, 2024 towards Property, Plant and Equipment (PPE) for which either exclusive or pari-passu charge has been created in respect of debt for which this certificate is issued and accordingly no adjustment has been made in the value of the said PPE.

6. Right of Use assets for leasehold land have not been considered in the asset cover calculation unless its specifically mentioned in the respective debt agreements with the lenders.

7. In respect of certain loans only a portion of loan is secured, the secured portion of such loan is disclosed in Column D and balance amount is considered as unsecured and disclosed in column H.

8. The loan availed from State Bank of India (SBI) amounting to Rs 1,500 crores is secured to the extent of Rs 71.84 crores (against assets of Palaswadi-I project). The loan is also backed by security of assets owned by multiple subsidiaries of the Company. Therefore, for the purpose of the asset cover computation of the Company, the balance loan apart from portion of the loan backed by Palaswadi-I has been classified as an unsecured loan.

For Tata Power Renewable Energy Limited



Amit Mimani
Chief Financial Officer
22nd October 2024





22nd October 2024

To,
National Stock Exchange of India Ltd.
Exchange Plaza, 5th Floor,
Plot No.C/1, 'G' Block,
Bandra-Kurla Complex,
Bandra (East),
Mumbai 400 051

Dear Sir / Ma'am,

Disclosure under Regulation 52(7) and (7A) of the SEBI (Listing Obligations and Disclosure Requirements), Regulations, 2015 for the quarter ended 30th September 2024

Pursuant to Regulation 52(7) and 7(A) of the Securities and Exchange Board of India (Listing Obligations and Disclosure Requirements) Regulations, 2015, as amended read with the SEBI Master Circular for listing obligations and disclosure requirements for Non-convertible Securities, Securitised Debt Instruments and/or Commercial Paper dated 21st May 2024, we hereby certify the following:

A. Statement of utilisation of issue proceeds:

Name of the Issuer	ISIN	Mode of Fund Raising (Public issues/ Private placement)	Type of instrument	Date of Raising funds	Amount Raised	Funds utilized	Any Deviation (Yes/No)	If 8 is Yes, then specify the purpose for which the funds were utilized	Remarks, if any
1	2	3	4	5	6	7	8	9	10
Tata Power Renewable Energy Limited	INE607M08105	Private Placement	Unsecured, redeemable, rated, listed, taxable, non-convertible debentures	19 th September, 2024	1000,00,00,000	Yes	No	N.A.	

B. Statement of deviation/ variation in the use of issue proceeds :

Particulars	Remarks
Name of listed entity	Tata Power Renewable Energy Limited
Mode of fund raising	Public issue/Private placement
Type of instrument	Non-convertible Securities
Date of raising funds	As mentioned above
Amount raised	As mentioned above
Report filed for quarter ended	30 th September 2024
Is there a deviation/variation in use of funds raised?	No
Whether any approval is required to vary the objects of the issue stated in the prospectus/offer document?	N.A.
If Yes, details of the approval so required?	N.A.
Date of approval	N.A.
Explanation for the deviation/variation	N.A.

Tata Power Renewable Energy Limited

CIN : U40108MH2007PLC168314

C/o The Tata Power Company Limited

Corporate Centre, A Block, 34 Sant Tukaram Road, Carnac Bunder, Mumbai 400 009

Tel: +91 22 6717 1000 Extn: 1626

Email: tprel@tatapower.com Website: www.tatapowerrenewables.com



Comments of the audit committee after review	N.A.														
Comments of the auditors, if any	N.A.														
Objects for which funds have been raised and where there has been a deviation/variation, in the following table:															
<table border="1"><thead><tr><th>Original object</th><th>Modified object, if any</th><th>Original allocation</th><th>Modified allocation, if any</th><th>Funds utilised</th><th>Amount of deviation/variation for the quarter according to applicable object (in ₹ crore and in %)</th><th>Remarks, if any</th></tr></thead><tbody><tr><td colspan="7" style="text-align: center;">N.A.</td></tr></tbody></table>		Original object	Modified object, if any	Original allocation	Modified allocation, if any	Funds utilised	Amount of deviation/variation for the quarter according to applicable object (in ₹ crore and in %)	Remarks, if any	N.A.						
Original object	Modified object, if any	Original allocation	Modified allocation, if any	Funds utilised	Amount of deviation/variation for the quarter according to applicable object (in ₹ crore and in %)	Remarks, if any									
N.A.															
Deviation could mean:															
a. Deviation in the objects or purposes for which the funds have been raised.															
b. Deviation in the amount of funds actually utilized as against what was originally disclosed.															
For Tata Power Renewable Energy Limited															
Name of Signatory : Jeraz E. Mahernosh Designation : Company Secretary Date : 22 nd October 2024															

Tata Power Renewable Energy Limited

CIN : U40108MH2007PLC168314

C/o The Tata Power Company Limited

Corporate Centre, A Block, 34 Sant Tukaram Road, Carnac Bunder, Mumbai 400 009

Tel: +91 22 6717 1000 Extn: 1626

Email: tprel@tatapower.com Website: www.tatapowerrenewables.com

Sr. No.	Details of the party (listed entity / subsidiary) entering into the transaction	PAN (First Party)	Name (Counterparty)	PAN (Counter Party)	Relationship of the counterparty	Type of related party transaction	Nature of transaction (Own description) (Mandatory if Type of related party transaction is Any other)	Value of the RPT as approved by ACM	Remarks (Mention reason for not obtaining ACM approval)	Value of transaction during the reporting period	Opening balance	Closing balance	In case any financial indebtedness is incurred to make or give loans, inter-corporate deposits, advances or investments			Details of the loans, inter-corporate deposits, advances or investments				
													Nature of indebtedness (loan-issuance of debt- any other etc)	Cost	Tenure	Nature (loan_advance_inter-corporate deposit investment)	Interest Rate	Loan Tenure	Secured_unsecured	Purpose for which the funds will be utilised by the ultimate recipient of funds
1	Chirasthaya Saurya Limited	AAAGCS029A	Tata AIG General Insurance Company Limited	AAABCT35181Q	Promoter Group	Purchase of goods or services		0.01		0.01	-	-								
2	Chirasthaya Saurya Limited	AAAGCS029A	Tata Power Trading Company Limited	AAABCT9887A	Fellow Subsidiary	Purchase of goods or services		0.08		0.08	0.08	0.01								
3	Chirasthaya Saurya Limited	AAAGCS029A	The Tata Power Company Limited	AAACT0054A	Ultimate holding company	Purchase of goods or services		0.22		0.22	0.13	0.12								
4	Clean Sustainable Solar Energy Private Limited	AAFCCE140D	The Tata Power Company Limited	AAACT0054A	Ultimate holding company	Purchase of goods or services		0.15		0.15	0.10	0.01								
5	Clean Sustainable Solar Energy Private Limited	AAFCCE140D	Tata Sons Private Limited	AAACT4060A	Promoter	Purchase of goods or services		0.09		0.09	-	0.05								
6	Dreaisat2 Mysolar24 Private Limited	AAADCD3957H	MI Mysolar24 Private Limited	AAAGM8584N	Subsidiary Company	Purchase of goods or services		0.01		0.01	-	-								
7	Dreaisat2 Mysolar24 Private Limited	AAADCD3957H	Waluhan Solar MP Limited	AAABW0019M	Subsidiary Company	Purchase of goods or services		0.07		0.07	-	-								
8	Dreaisat2 Mysolar24 Private Limited	AAADCD3957H	MI Mysolar24 Private Limited	AAAGM8584N	Subsidiary Company	Any other transaction	Security Deposit Given	0.00		-	0.02	0.02								
9	Dreaisat2 Mysolar24 Private Limited	AAADCD3957H	The Tata Power Company Limited	AAACT0054A	Ultimate holding company	Purchase of goods or services		0.09		0.09	0.07	0.01								
10	MI mysolar24 Private Limited	AAAGM8584N	Waluhan Solar MP Limited	AAABW0019M	Subsidiary Company	Purchase of goods or services		0.05		0.05	-	-								
11	MI mysolar24 Private Limited	AAAGM8584N	The Tata Power Company Limited	AAACT0054A	Ultimate holding company	Purchase of goods or services		0.10		0.10	0.07	0.01								
12	Nivade Windfarm Limited	AAAFCN1946G	The Tata Power Company Limited	AAACT0054A	Ultimate holding company	Purchase of goods or services		0.02		0.02	0.02	0.02								
13	Nivade Windfarm Limited	AAAFCN1946G	The Tata Power Company Limited	AAACT0054A	Ultimate holding company	Sale of goods or services		0.01		0.01	-	0.01								
14	Nivade Windfarm Limited	AAAFCN1946G	Tata Power Trading Company Limited	AAABCT9887A	Fellow Subsidiary	Purchase of goods or services		0.01		0.01	0.01	0.01								
15	Nivade Windfarm Limited	AAAFCN1946G	Tata Communications Limited	AAACV2808C	Promoter Group	Sale of goods or services		1.48		1.48	0.32	0.22								
16	Nivade Windfarm Limited	AAAFCN1946G	Tata Communications Limited	AAACV2808C	Promoter Group	Any other transaction	Issue of share capital	8.01		8.01	-	-								
17	Nivade Windfarm Limited	AAAFCN1946G	Tata Power Solar Systems Limited	AAACT4660J	Subsidiary Company	Purchase of goods or services		2.05		2.05	7.63	9.40								
18	Nivade Windfarm Limited	AAAFCN1946G	Tata Power Solar Systems Limited	AAACT4660J	Subsidiary Company	Purchase of goods or services		0.00		-	0.05	-								
19	Northwest Energy Private Limited	AAACCN2929N	The Tata Power Company Limited	AAACT0054A	Ultimate holding company	Purchase of goods or services		0.09		0.09	0.02	-								
20	Northwest Energy Private Limited	AAACCN2929N	Tata Sons Private Limited	AAACT4060A	Promoter	Purchase of goods or services		0.03		0.03	-	0.03								
21	Poolavadi Windfarm Limited	AAICPS434A	Zarif Farhaky	AAFFP4103H	Key Managerial Personnel	Any other transaction	Directors Sitting Fees	0.02		0.02	-	-								
22	Poolavadi Windfarm Limited	AAICPS434A	Seethapathy Chandar	BDLP50626R	Key Managerial Personnel	Any other transaction	Directors Sitting Fees	0.02		0.02	-	-								
23	Poolavadi Windfarm Limited	AAICPS434A	The Tata Power Company Limited	AAACT0054A	Ultimate holding company	Purchase of goods or services		0.20		0.20	0.15	0.22								
24	Poolavadi Windfarm Limited	AAICPS434A	Tata Power Trading Company Limited	AAABCT9887A	Fellow Subsidiary	Purchase of goods or services		0.35		0.35	0.18	0.36								
25	Poolavadi Windfarm Limited	AAICPS434A	NTT Global Data Centers & Cloud Infrastructure India Private Limited	AAACNJ2865D	Entity having Significant influence	Sale of goods or services		42.33		42.33	0.06	23.40								
26	Poolavadi Windfarm Limited	AAICPS434A	Tata AIG General Insurance Company Limited	AAABCT35181Q	Promoter Group	Purchase of goods or services		0.01		0.01	0.01	0.01								
27	Solaris Renewable Energy Private Limited	AAADCP9053E	The Tata Power Company Limited	AAACT0054A	Ultimate holding company	Purchase of goods or services		0.01		0.01	0.00	0.01								
28	Solaris Renewable Energy Private Limited	AAADCP9053E	Dreaisat2 Mysolar24 Private Limited	AAADCD3957H	Subsidiary Company	Investment		-		-	4.02	4.02								
29	Solaris Renewable Energy Private Limited	AAADCP9053E	Dreaisat2 Mysolar24 Private Limited	AAADCD3957H	Subsidiary Company	Investment		-		-	16.15	16.15								
30	Supra Windfarm Limited	AAAWCG2304R	The Tata Power Company Limited	AAACT0054A	Ultimate holding company	Purchase of goods or services		0.00		0.00	0.00	0.00								
31	Tata Power EV Charging Solutions Limited	AAHCT7862J	Tata Autocomp Systems Limited	AAACT1848E	Promoter Group	Purchase of goods or services		2.03		2.03	15.46	1.42								
32	Tata Power EV Charging Solutions Limited	AAHCT7862J	Waluhan Renewable Energy Limited	AAACV9092M	Subsidiary Company	Any other transaction	Other Receivables	0.00		-	0.02	0.02								
33	Tata Power EV Charging Solutions Limited	AAHCT7862J	The Tata Power Company Limited	AAACT0054A	Ultimate holding company	Any other transaction	Other financial Assets	0.00		-	2.59	2.58								
34	Tata Power EV Charging Solutions Limited	AAHCT7862J	The Tata Power Company Limited	AAACT0054A	Ultimate holding company	Any other transaction	Other financial liability	3.69		3.69	-	3.68								
35	Tata Power EV Charging Solutions Limited	AAHCT7862J	Tata Power Delhi Distribution Limited	AAABCT9887A	Fellow Subsidiary	Any other transaction	Other Receivables	0.00		-	0.14	0.14								
36	Tata Power EV Charging Solutions Limited	AAHCT7862J	Tata Motors Limited	AAACT2727Q	Promoter Group	Any other transaction	Rending of service	5.41		5.41	3.51	2.68								
37	Tata Power EV Charging Solutions Limited	AAHCT7862J	TP Southern Odisha Distribution Limited	AAICT3239P	Fellow Subsidiary	Any other transaction	Transfer employees	0.00		-	0.06	0.06								
38	Tata Power EV Charging Solutions Limited	AAHCT7862J	Tata Power Solar Systems Limited	AAACT4660J	Subsidiary Company	Any other transaction	Other Payables	0.00		-	0.03	-								
39	Tata Power EV Charging Solutions Limited	AAHCT7862J	Tata AIG General Insurance Company Limited	AAABCT35181Q	Promoter Group	Purchase of goods or services		0.12		0.12	-	-								
40	Tata Power EV Charging Solutions Limited	AAHCT7862J	The Tata Power Company Limited	AAACT0054A	Ultimate holding company	Purchase of goods or services		3.23		3.23	1.79	1.40								
41	Tata Power EV Charging Solutions Limited	AAHCT7862J	TP Western Odisha Distribution Limited	AAICT8326R	Fellow Subsidiary	Any other transaction	Reimbursement of expense	0.00		0.00	0.00	0.00								
42	Tata Power EV Charging Solutions Limited	AAHCT7862J	Tata Consultancy Services Limited	AAACR6849R	Promoter Group	Purchase of goods or services		0.00		-	4.01	-								
43	Tata Power EV Charging Solutions Limited	AAHCT7862J	Boots Corporation Limited	AAACR6889J	Promoter Group	Any other transaction	Other Receivables	0.00		0.00	-	0.00								
44	Tata Power EV Charging Solutions Limited	AAHCT7862J	Tata Autocomp Systems Limited	AAACT1848E	Promoter Group	Any other transaction	Liquidated damages claim	0.43		0.43	-	-								
45	Tata Power EV Charging Solutions Limited	AAHCT7862J	Tata Power Solar Systems Limited	AAACT4660J	Subsidiary Company	Any other transaction	Other Receivables	0.03		0.03	-	0.03								
46	Tata Power EV Charging Solutions Limited	AAHCT7862J	Infiniti Retail Limited	AAACV1726H	Promoter Group	Purchase of goods or services		0.00		0.00	-	-								
47	Tata Power EV Charging Solutions Limited	AAHCT7862J	Tata Steel Limited	AAACT2803M	Promoter Group	Any other transaction	Other Receivables	0.00		-	0.00	0.00								
48	Tata Power EV Charging Solutions Limited	AAHCT7862J	Tata Sons Private Limited	AAACT4060A	Promoter	Purchase of goods or services		0.14		0.14	0.43	0.14								
49	Tata Power EV Charging Solutions Limited	AAHCT7862J	Tata Power Delhi Distribution Limited	AAABCT9887A	Fellow Subsidiary	Any other transaction	Receipt of services	0.08		0.08	0.27	0.09								
50	Tata Power EV Charging Solutions Limited	AAHCT7862J	TP Central Odisha Distribution Limited	AAHCT8454D	Fellow Subsidiary	Any other transaction	Reimbursement of expense	0.01		-	-	-								
51	Tata Power EV Charging Solutions Limited	AAHCT7862J	TP Western Odisha Distribution Limited	AAICT3326R	Fellow Subsidiary	Any other transaction	Reimbursement of expense	0.00		-	0.04	0.04								
52	Tata Power EV Charging Solutions Limited	AAHCT7862J	The Indian Hotels Company Limited	AAACT3957G	Promoter Group	Purchase of goods or services		0.07		0.07	-	0.00								
53	Tata Power EV Charging Solutions Limited	AAHCT7862J	Tata Motors Passenger Vehicles Limited	AAHCT8301P	Promoter Group	Purchase of goods or services		5.34		5.34	1.45	6.94								
54	Tata Power EV Charging Solutions Limited	AAHCT7862J	TP Central Odisha Distribution Limited	AAICT6560P	Promoter Group	Any other transaction	Rendering of service	4.19		4.19	1.75	2.65								
55	Tata Power EV Charging Solutions Limited	AAHCT7862J	TP Central Odisha Distribution Limited	AAICT8404D	Fellow Subsidiary	Any other transaction	Security deposit	0.00		-	0.15	0.15								
56	Tata Power EV Charging Solutions Limited	AAHCT7862J	TP Northern Odisha Distribution Limited	AAICT3232C	Fellow Subsidiary	Any other transaction	Reimbursement of Expense	0.00		0.00	-	-								
57	Tata Power EV Charging Solutions Limited	AAHCT7862J	Titan Company Limited	AAACT5311A	Promoter Group	Purchase of goods or services		0.00		0.00	-	-								
58	Tata Power EV Charging Solutions Limited	AAHCT7862J	Trent Limited	AAAL1838I	Promoter Group	Purchase of goods or services		0.01		0.01	-	-								
59	Tata Power EV Charging Solutions Limited	AAHCT7862J	Tata Steel Limited	AAACT2803M	Promoter Group	Any other transaction	Reimbursement of expense	0.01		0.01	-	-								
60	Tata Power EV Charging Solutions Limited	AAHCT7862J	TP Northern Odisha Distribution Limited	AAICT3232C	Fellow Subsidiary	Any other transaction	Security deposit	0.00		-	0.01	0.01								
61	Tata Power EV Charging Solutions Limited	AAHCT7862J	Infiniti Retail Limited	AAACV1726H	Promoter Group	Any other transaction	Other Receivables	0.00		-	0.02	0.01								
62	Tata Power EV Charging Solutions Limited	AAHCT7862J	TP Power Plus Limited	AAACT3232H	Fellow Subsidiary	Any other transaction	Transfer employees	0.00		-	0.01	0.01								
63	Tata Power EV Charging Solutions Limited	AAHCT7862J	The Indian Hotels Company Limited	AAACT3957G	Promoter Group	Any other transaction	Reimbursement of expense	0.00		-	0.21	-								
64	Tata Power EV Charging Solutions Limited	AAHCT7862J	TP Almer Distribution Limited	AAAGT1588P	Fellow Subsidiary	Any other transaction	Reimbursement of expense	0.00		0.00	0.00	0.00								
65	Tata Power EV Charging Solutions Limited	AAHCT7862J	Piram Hotels Limited	AAACR6876M	Entity having Significant influence	Any other transaction	Reimbursement of expense	0.01		0.01	-	-								
66	Tata Power EV Charging Solutions Limited	AAHCT7862J	TP Southern Odisha Distribution Limited	AAICT3239P	Fellow Subsidiary	Purchase of goods or services		0.00		0.00	-	-								
67	Tata Power EV Charging Solutions Limited	AAHCT7862J	TP Southern Odisha Distribution Limited	AAICT3239P	Fellow Subsidiary	Sale of goods or services		0.19		0.19	-	0.20								
68	Tata Power EV Charging Solutions Limited	AAHCT7862J	Tata Communications Limited	AAACV2808C	Promoter Group	Purchase of goods or services		0.00		0.00	-	-								
69	Tata Power EV Charging Solutions Limited	AAHCT7862J	Tata Payments Limited	AAHCT4943P	Promoter Group	Purchase of goods or services		0.06		0.06	-	0.01		</						

Sr. No.	Details of the party (listed entity /subsidiary) entering into the transaction	PAN (First Party)	Name (Counterparty)	PAN (Counter Party)	Relationship of the counterparty	Type of related party transaction	Nature of transaction (Own description) (Mandatory if Type of related party transaction is Any other)	Value of the RPT as approved by ACM	Remarks (Mention reason for not obtaining ACM approval)	Value of transaction during the reporting period	Opening balance	Closing balance	Nature of indebtedness (loan-advance of debt- any other etc)	Cost	Tenure	Nature (loan_advance_inter- corporate deposit_investment)	Interest Rate	Loan Tenure	Secured_unsecured	Purpose for which the funds will be utilized by the ultimate recipient of funds
211	Tata Power Renewable Energy Limited	AAAO7118M	TP Vardhman Surya Limited	AAUJ9228K	Holding company	Interest received		30.65		30.65	-	30.65								
212	Tata Power Renewable Energy Limited	AAAO7118M	TP Vardhman Surya Limited	AAUJ9228K	Holding company	Any other transaction	Lease Hold Land	44.18		44.18	16.12	58.70								
213	Tata Power Renewable Energy Limited	AAAO7118M	TP Hrihaan Limited	AAUJ9228K	Holding company	Investment		0.00		-	0.05	0.05								
214	Tata Power Renewable Energy Limited	AAAO7118M	TP Paarthav Limited	AAUJ9228K	Holding company	Investment		0.00		-	0.05	0.05								
215	Tata Power Renewable Energy Limited	AAAO7118M	TP Kaundeya Saurya Limited	AAUJ9228K	Holding company	Interest received		1.38		1.38	-	0.41								
216	Tata Power Renewable Energy Limited	AAAO7118M	TP Kaundeya Saurya Limited	AAUJ9228K	Holding company	Interest paid		0.19		0.19	-	-								
217	Tata Power Renewable Energy Limited	AAAO7118M	TP Kaundeya Saurya Limited	AAUJ9228K	Holding company	Any other transaction	Other receivable	0.00		-	0.01	0.01								
218	Tata Power Renewable Energy Limited	AAAO7118M	TP Saurya Bandita Limited	AAUJ9228K	Holding company	Any other transaction	Rental income on lease	0.00		-	0.54	-								
219	Tata Power Renewable Energy Limited	AAAO7118M	TP Adhrit Solar Limited	AAUJ9228K	Holding company	Interest received		4.11		4.11	-	4.11								
220	Tata Power Renewable Energy Limited	AAAO7118M	TP Gulmohar Limited	AAUJ9228K	Holding company	Investment		0.00		-	0.05	0.05								
221	Tata Power Renewable Energy Limited	AAAO7118M	TP Cypress Limited	AAUJ9228K	Holding company	Investment		0.00		-	0.05	0.05								
222	Tata Power Renewable Energy Limited	AAAO7118M	TP Aakash Limited	AAUJ9228K	Subsidiary Company	Investment		0.00		-	0.05	0.05								
223	Tata Power Renewable Energy Limited	AAAO7118M	TP Vikas Limited	AAUJ9228K	Subsidiary Company	Investment		3.83		3.83	0.05	3.87								
224	Tata Power Renewable Energy Limited	AAAO7118M	TP Vikas Limited	AAUJ9228K	Subsidiary Company	Investment		0.66		0.66	-	0.66								
225	Tata Power Renewable Energy Limited	AAAO7118M	TP Vikas Limited	AAUJ9228K	Subsidiary Company	Any other transaction	Rental income on lease	0.00		-	0.64	0.64								
226	Tata Power Renewable Energy Limited	AAAO7118M	TP Adersh Limited	AAUJ9228K	Subsidiary Company	Investment		0.00		-	0.05	0.05								
227	Tata Power Renewable Energy Limited	AAAO7118M	The Tata Power Company Limited	AAAO7118M	Ultimate holding company	Purchase of goods or services		7.21		7.21	-	4.04								
228	Tata Power Renewable Energy Limited	AAAO7118M	Chirathayee Saurya Limited	AAAO7118M	Holding company	Interest paid		0.55		0.55	-	-								
229	Tata Power Renewable Energy Limited	AAAO7118M	TP Solar Limited	AAAO7118M	Holding company	Purchase of Fixed Asset		4.64		4.64	-	5.20								
230	Tata Power Renewable Energy Limited	AAAO7118M	Tata Autocomp Systems Limited	AAAO7118M	Promoter Group	Any other transaction	Other Receivables	0.00		-	0.00	0.00								
231	Tata Power Renewable Energy Limited	AAAO7118M	TP Agastya Limited	AAAO7118M	Holding company	Any other transaction	Other Receivables	2.51		2.51	-	2.51								
232	Tata Power Renewable Energy Limited	AAAO7118M	TP Aboli Limited	AAAO7118M	Holding company	Interest received		0.32		0.32	-	0.32								
233	Tata Power Renewable Energy Limited	AAAO7118M	Tata Electronics Private Limited	AAAO7118M	Promoter Group	Sale of goods or services		1.58		1.58	-	-								
234	Tata Power Renewable Energy Limited	AAAO7118M	Tata International Limited	AAAO7118M	Promoter Group	Sale of fixed assets		4.80		4.80	-	3.55								
235	Tata Power Renewable Energy Limited	AAAO7118M	Tata Industries Limited	AAAO7118M	Promoter Group	Purchase of goods or services		0.12		0.12	-	-								
236	Tata Power Renewable Energy Limited	AAAO7118M	The Tata Power Company Limited	AAAO7118M	Ultimate holding company	Any other transaction	Employee benefit liability	0.09		0.09	-	0.09								
237	Tata Power Renewable Energy Limited	AAAO7118M	Anjali Bansal	AAAO7118M	Key Managerial Personnel	Any other transaction	Directors Sitting Fees	0.00		0.02	-	-								
238	Tata Power Renewable Energy Limited	AAAO7118M	saurav vigrava	AAAO7118M	Key Managerial Personnel	Any other transaction	Directors Sitting Fees	0.00		0.01	-	-								
239	Tata Power Renewable Energy Limited	AAAO7118M	TP Narmada Solar Limited	AAAO7118M	Holding company	Loan		2.20		2.20	17.34	17.34	ICD		8.46%	13 years 9 months	Unsecured		Business Purpose	
240	Tata Power Renewable Energy Limited	AAAO7118M	TP Solar Limited	AAAO7118M	Holding company	Loan		898.51		898.51	2,132.07	3,000.00	ICD		8.18%	3 years	Unsecured		Business Purpose	
241	Tata Power Renewable Energy Limited	AAAO7118M	TP Akalkot Renewable Limited	AAAO7118M	Subsidiary Company	Loan		0.01		0.01	24.07	21.58	ICD		9.50%	15 years	Unsecured		Business Purpose	
242	Tata Power Renewable Energy Limited	AAAO7118M	TP Kimali Limited	AAAO7118M	Holding company	Loan		44.74		44.74	552.85	557.89	ICD		8.97%	6 years	Unsecured		Business Purpose	
243	Tata Power Renewable Energy Limited	AAAO7118M	TP Kimali Solar Limited	AAAO7118M	Subsidiary Company	Loan		0.90		0.90	5.01	2.24	ICD		8.67%	13 years	Unsecured		Business Purpose	
244	Tata Power Renewable Energy Limited	AAAO7118M	Nivade Windfarm Limited	AAAO7118M	Subsidiary Company	Loan		1.20		1.20	114.20	83.30	ICD		8.41%	13 years 9 months	Unsecured		Business Purpose	
245	Tata Power Renewable Energy Limited	AAAO7118M	TP Solapur Solar Limited	AAAO7118M	Holding company	Loan		6.80		6.80	23.49	19.34	ICD		9.50%	14 years 6 months	Unsecured		Business Purpose	
246	Tata Power Renewable Energy Limited	AAAO7118M	Tata Power Green Energy Limited	AAAO7118M	Holding company	Loan		64.70		64.70	367.82	340.16	ICD		6.97%	6 years	Unsecured		Business Purpose	
247	Tata Power Renewable Energy Limited	AAAO7118M	TP Green Nature Limited	AAAO7118M	Subsidiary Company	Loan		15.70		15.70	103.18	89.83	ICD		9.50%	14 years	Unsecured		Business Purpose	
248	Tata Power Renewable Energy Limited	AAAO7118M	Tata Power EV Charging Solutions Limited	AAAO7118M	Subsidiary Company	Loan		52.50		52.50	299.63	315.33	ICD		6.99%	13 years 6 months	Unsecured		Business Purpose	
249	Tata Power Renewable Energy Limited	AAAO7118M	Walihan Renewable Energy Limited	AAAO7118M	Subsidiary Company	Loan		679.90		679.90	1,668.39	2,075.86	ICD		6.95%	5 years 9 months	Unsecured		Business Purpose	
250	Tata Power Renewable Energy Limited	AAAO7118M	TP Saurya Limited	AAAO7118M	Holding company	Loan		471.79		471.79	2,268.70	2,504.99	ICD		7.01%	13 years	Unsecured		Business Purpose	
251	Tata Power Renewable Energy Limited	AAAO7118M	TP Wind Power Limited	AAAO7118M	Holding company	Loan		10.20		10.20	27.45	37.05	ICD		8.51%	2 years 9 months	Unsecured		Business Purpose	
252	Tata Power Renewable Energy Limited	AAAO7118M	Poolavadi Windfarm Limited	AAAO7118M	Subsidiary Company	Loan		62.60		62.60	525.31	118.11	ICD		9.05%	14 years 9 months	Unsecured		Business Purpose	
253	Tata Power Renewable Energy Limited	AAAO7118M	Chirathayee Saurya Limited	AAAO7118M	Holding company	Loan		0.00		0.00	59.70	59.70	ICD		8.70%	15 years	Unsecured		Business Purpose	
254	Tata Power Renewable Energy Limited	AAAO7118M	Vagari Windfarm Limited	AAAO7118M	Holding company	Loan		2.79		2.79	123.38	66.22	ICD		8.49%	3 years	Unsecured		Business Purpose	
255	Tata Power Renewable Energy Limited	AAAO7118M	TP Anya Saurya Limited	AAAO7118M	Holding company	Loan		6.60		6.60	47.36	50.11	ICD		8.46%	14 years	Unsecured		Business Purpose	
256	Tata Power Renewable Energy Limited	AAAO7118M	TP Bhaskar Renewables Limited	AAAO7118M	Holding company	Loan		0.31		0.31	34.77	32.08	ICD		8.37%	14 years	Unsecured		Business Purpose	
257	Tata Power Renewable Energy Limited	AAAO7118M	TP Ekadesh Limited	AAAO7118M	Holding company	Loan		4.56		4.56	37.12	38.43	ICD		8.34%	14 years	Unsecured		Business Purpose	
258	Tata Power Renewable Energy Limited	AAAO7118M	TP Solapur Saurya Limited	AAAO7118M	Holding company	Loan		0.01		0.01	42.54	40.60	ICD		9.60%	14 years 6 months	Unsecured		Business Purpose	
259	Tata Power Renewable Energy Limited	AAAO7118M	TP Viva Green Limited	AAAO7118M	Holding company	Loan		1.70		1.70	13.23	13.43	ICD		8.47%	13 years 6 months	Unsecured		Business Purpose	
260	Tata Power Renewable Energy Limited	AAAO7118M	TP Saurya Bandita Limited	AAAO7118M	Holding company	Loan		9.35		9.35	121.86	120.51	ICD		8.41%	13 years 6 months	Unsecured		Business Purpose	
261	Tata Power Renewable Energy Limited	AAAO7118M	Tata Power Solar Systems Limited	AAAO7118M	Holding company	Loan		0.00		0.00	737.00	-	ICD		7.55%	6 months	Unsecured		Business Purpose	
262	Tata Power Renewable Energy Limited	AAAO7118M	TP Govardhan Creative Limited	AAAO7118M	Holding company	Loan		75.93		75.93	87.96	75.93	ICD		8.03%	12 years 9 months	Unsecured		Business Purpose	
263	Tata Power Renewable Energy Limited	AAAO7118M	TP Govardhan Creative Limited	AAAO7118M	Holding company	Loan		27.63		27.63	-	-	ICD		8.52%	3 months	Unsecured		Business Purpose	
264	Tata Power Renewable Energy Limited	AAAO7118M	TP Samakh Limited	AAAO7118M	Holding company	Loan		36.23		36.23	223.37	191.40	ICD		8.57%	13 years 6 months	Unsecured		Business Purpose	
265	Tata Power Renewable Energy Limited	AAAO7118M	TP Mercury Limited	AAAO7118M	Holding company	Loan		1.25		1.25	10.28	11.53	ICD		8.58%	13 years 6 months	Unsecured		Business Purpose	
266	Tata Power Renewable Energy Limited	AAAO7118M	TP Varun Limited	AAAO7118M	Holding company	Loan		0.00		0.00	0.26	0.26	ICD		8.67%	4 years 3 months	Unsecured		Business Purpose	
267	Tata Power Renewable Energy Limited	AAAO7118M	TP Alpha Limited	AAAO7118M	Holding company	Loan		15.95		15.95	94.81	110.76	ICD		8.47%	13 years 6 months	Unsecured		Business Purpose	
268	Tata Power Renewable Energy Limited	AAAO7118M	TP Agastya Limited	AAAO7118M	Holding company	Loan		3.70		3.70	24.44	28.14	ICD		8.56%	13 years 3 months	Unsecured		Business Purpose	
269	Tata Power Renewable Energy Limited	AAAO7118M	TP Godavan Solar Limited	AAAO7118M	Holding company	Loan		1.25		1.25	11.22	12.17	ICD		8.60%	13 years 6 months	Unsecured		Business Purpose	
270	Tata Power Renewable Energy Limited	AAAO7118M	TP Saturn Limited	AAAO7118M	Holding company	Loan		7.35		7.35	58.67	45.52	ICD		8.64%	13 years 6 months	Unsecured		Business Purpose	
271	Tata Power Renewable Energy Limited	AAAO7118M	TP Surya Limited	AAAO7118M	Holding company	Loan		7.40		7.40	51.19	47.09	ICD		8.62%	4 years 3 months	Unsecured		Business Purpose	
272	Tata Power Renewable Energy Limited	AAAO7118M	TP Vardhman Surya Limited	AAAO7118M	Holding company	Loan		318.65		318.65	669.80	824.15	ICD		8.54%	13 years 6 months	Unsecured		Business Purpose	
273	Tata Power Renewable Energy Limited	AAAO7118M	TP Kaundeya Saurya Limited	AAAO7118M	Holding company	Loan		46.50		46.50	48.13	45.70	ICD		8.09%	13 years	Unsecured		Business Purpose	
274	Tata Power Renewable Energy Limited	AAAO7118M	TP Adhrit Solar Limited	AAAO7118M	Holding company	Loan		23.40		23.40	90.72	113.82	ICD		8.55%	13 years 6 months	Unsecured		Business Purpose	
275	Tata Power Renewable Energy Limited	AAAO7118M	TP Vikas Limited	AAAO7118M	Holding company	Loan		0.78		0.78	15.47	11.29	ICD		8.59%	4 years 9 months	Unsecured		Business Purpose	
276	Tata Power Renewable Energy Limited	AAAO7118M	Chirathayee Saurya Limited	AAAO7118M	Holding company	Loan		15.50		15.50	-	16.50	ICD		7.32%	3 months	Unsecured		Business Purpose	
277	Tata Power Renewable Energy Limited	AAAO7118M	TP Aboli Limited	AAAO7118M	Holding company	Loan		15.01		15.01	-	54.90	ICD		8.27%	12 years 3 months	Unsecured		Business Purpose	

Sr. No.	Details of the party (listed entity/subsidiary) entering into the transaction	PAN (First Party)	Name (Counterparty)	PAN (Counter Party)	Relationship of the counterparty	Type of related party transaction	Nature of transaction (Down description) (Mandatory if Type of related party transaction is Any other)	Value of the RPT as approved by ACM	Remarks (Mention reason for not obtaining ACM approval)	Value of transaction during the reporting period	Opening balance	Closing balance	Nature of indebtedness (loan-issuance of debt- any other etc)	Cost	Tenure	Nature (loan_advance_inter-corporate deposit/investment)	Interest Rate	Loan Tenure	Secured_unsecured	Purpose for which the funds will be utilised by the ultimate recipient of funds
316	Tata Power Solar Systems Limited	AAACT4660J	Waluhan Renewable Energy Limited	AAACW9092M	Fellow Subsidiary	Advance		0.00		-	0.06	0.11								
317	Tata Power Solar Systems Limited	AAACT4660J	Tata Consultancy Services Limited	AAACR4849R	Promoter Group	Purchase of goods or services		3.62		3.62	-	0.32								
318	Tata Power Solar Systems Limited	AAACT4660J	Tata Projects Limited	AAACT4119L	Associates of Ultimate Holding Company	Purchase of goods or services		0.01		0.01	0.16	0.14								
319	Tata Power Solar Systems Limited	AAACT4660J	Christhaye Saurva Limited	AAAGC5029A	Holding company	Sale of goods or services		1.67		1.67	0.61	0.64								
320	Tata Power Solar Systems Limited	AAACT4660J	Industrial Energy Limited	AAABC6735N	Fellow Subsidiary	Sale of goods or services		0.00		-	19.25	19.25								
321	Tata Power Solar Systems Limited	AAACT4660J	The Tata Power Company Limited	AAACT0054A	Ultimate holding company	Sale of goods or services		0.00		-	1.08	-								
322	Tata Power Solar Systems Limited	AAACT4660J	Poolavadi Winifarm Limited	AAICP5434A	Fellow Subsidiary	Sale of goods or services		0.00		-	1.15	-								
323	Tata Power Solar Systems Limited	AAACT4660J	TATA Chemicals Limited	AAAT10321P	Promoter Group	Sale of goods or services		0.02		0.02	1.27	1.25								
324	Tata Power Solar Systems Limited	AAACT4660J	Prayagraj Power Generation Co. Limited	AAECP2746B	Joint Venture of Ultimate Holding Company	Purchase of goods or services		0.00		-	1.06	1.06								
325	Tata Power Solar Systems Limited	AAACT4660J	Tata Teleservices Limited	AAACT2438A	Promoter Group	Purchase of goods or services		0.07		0.07	-	-								
326	Tata Power Solar Systems Limited	AAACT4660J	Industrial Energy Limited	AAABC6735N	Fellow Subsidiary	Purchase of goods or services		0.00		-	0.93	0.92								
327	Tata Power Solar Systems Limited	AAACT4660J	TP Saurva Limited	AAACT9947K	Subsidiary Company	Sale of goods or services		0.00		-	1.18	-								
328	Tata Power Solar Systems Limited	AAACT4660J	Tata Capital Financial Services Limited	AAACT6631L	Promoter Group	Sale of goods or services		0.00		-	3.10	0.00								
329	Tata Power Solar Systems Limited	AAACT4660J	Tata Capital Financial Services Limited	AAACT6631L	Promoter Group	Purchase of goods or services		0.18		0.18	-	0.00								
330	Tata Power Solar Systems Limited	AAACT4660J	TP Solapur Solar Limited	AAACT9834H	Subsidiary Company	Sale of goods or services		0.00		-	0.29	-								
331	Tata Power Solar Systems Limited	AAACT4660J	TP Kimali Limited	AAACT7810K	Subsidiary Company	Sale of goods or services		0.00		-	3.20	0.63								
332	Tata Power Solar Systems Limited	AAACT4660J	Tata Power Trading Company Limited	AAACT9887A	Fellow Subsidiary	Sale of goods or services		0.44		0.44	0.14	0.51								
333	Tata Power Solar Systems Limited	AAACT4660J	Tata Communications Limited	AAACT2806C	Promoter Group	Purchase of goods or services		0.01		0.01	-	-								
334	Tata Power Solar Systems Limited	AAACT4660J	Tata Industries Limited	AAACT4058L	Promoter Group	Purchase of goods or services		0.14		0.14	-	-								
335	Tata Power Solar Systems Limited	AAACT4660J	Tata Consultancy Services Limited	AAACR4849R	Promoter Group	Purchase of goods or services		0.03		0.03	0.28	0.14								
336	Tata Power Solar Systems Limited	AAACT4660J	TP Anya Saurva Limited	AAACT6553H	Subsidiary Company	Sale of goods or services		0.00		-	0.07	-								
337	Tata Power Solar Systems Limited	AAACT4660J	TP Kimali Solar Limited	AAACT9739P	Fellow Subsidiary	Sale of goods or services		0.00		-	0.35	-								
338	Tata Power Solar Systems Limited	AAACT4660J	TP Saurva Bandra Limited	AAACT6661L	Subsidiary Company	Sale of goods or services		0.00		-	0.35	0.03								
339	Tata Power Solar Systems Limited	AAACT4660J	TP GREEN NATURE LIMITED	AAACT5917H	Subsidiary Company	Sale of goods or services		0.00		-	0.34	-								
340	Tata Power Solar Systems Limited	AAACT4660J	TP Etadash Limited	AAACT6729P	Subsidiary Company	Sale of goods or services		0.00		-	0.27	-								
341	Tata Power Solar Systems Limited	AAACT4660J	TP Akkalot Renewable Limited	AAACT0126H	Subsidiary Company	Sale of goods or services		0.00		-	0.03	-								
342	Tata Power Solar Systems Limited	AAACT4660J	Waluhan Uja Anjar Limited	AAACW9092M	Subsidiary Company	Sale of goods or services		0.00		-	0.00	0.00								
343	Tata Power Solar Systems Limited	AAACT4660J	TP Renewable Microgrid Limited	AAACT0053D	Subsidiary Company	Sale of goods or services		0.00		-	12.86	9.49								
344	Tata Power Solar Systems Limited	AAACT4660J	TP Solapur Saurva Limited	AAACT6176A	Fellow Subsidiary	Sale of goods or services		0.00		-	0.83	0.79								
345	Tata Power Solar Systems Limited	AAACT4660J	TP Anya Saurva Limited	AAACT6553H	Subsidiary Company	Sale of goods or services		0.00		-	6.35	(0.07)								
346	Tata Power Solar Systems Limited	AAACT4660J	Waluhan Renewable Energy Limited	AAACW9092M	Fellow Subsidiary	Sale of goods or services		0.00		-	0.17	0.21								
347	Tata Power Solar Systems Limited	AAACT4660J	TP Karmaveer Saurva Limited	AACT19184C	Subsidiary Company	Advance		0.00		-	64.01	-								
348	Tata Power Solar Systems Limited	AAACT4660J	TP Varidham Saurva Limited	AAACT9228K	Fellow Subsidiary	Advance		155.06		155.06	-	-								
349	Tata Power Solar Systems Limited	AAACT4660J	TP Bhaskar Renewables Limited	AAACT8765B	Subsidiary Company	Sale of goods or services		0.00		-	4.68	4.57								
350	Tata Power Solar Systems Limited	AAACT4660J	Tata Consumer Products Limited	AAACT6062K	Promoter Group	Sale of goods or services		0.02		0.02	0.14	0.11								
351	Tata Power Solar Systems Limited	AAACT4660J	TP Western Odisha Distribution Limited	AAACT3326R	Fellow Subsidiary	Purchase of goods or services		0.00		-	0.13	0.13								
352	Tata Power Solar Systems Limited	AAACT4660J	TP Ajmer Distribution Limited	AAACT2158P	Fellow Subsidiary	Sale of goods or services		0.00		-	0.00	-								
353	Tata Power Solar Systems Limited	AAACT4660J	Waluhan Solar PB Limited	AAACW0420G	Subsidiary Company	Advance		0.00		-	6.93	-								
354	Tata Power Solar Systems Limited	AAACT4660J	Waluhan Solar PB Limited	AAACW0420G	Subsidiary Company	Sale of goods or services		0.00		-	0.02	-								
355	Tata Power Solar Systems Limited	AAACT4660J	TP Viva Green Limited	AAACT9259N	Subsidiary Company	Sale of goods or services		0.00		-	0.10	-								
356	Tata Power Solar Systems Limited	AAACT4660J	Tata Power Delhi Distribution Limited	AAACN808R	Fellow Subsidiary	Sale of goods or services		0.00		-	0.34	0.22								
357	Tata Power Solar Systems Limited	AAACT4660J	Tata Power Trading Company Limited	AAACT9887A	Fellow Subsidiary	Purchase of goods or services		0.02		0.02	0.07	0.06								
358	Tata Power Solar Systems Limited	AAACT4660J	TP Viva Green Limited	AAACT9259N	Subsidiary Company	Sale of goods or services		0.00		-	1.69	-								
359	Tata Power Solar Systems Limited	AAACT4660J	Tata Play Limited	AAAGC9294M	Promoter Group	Sale of goods or services		0.01		0.01	0.90	0.90								
360	Tata Power Solar Systems Limited	AAACT4660J	Voltaas Limited	AAACV2809D	Promoter Group	Sale of goods or services		0.03		0.03	-	0.03								
361	Tata Power Solar Systems Limited	AAACT4660J	Voltaas Limited	AAACV2809D	Promoter Group	Sale of goods or services		0.00		-	0.03	-								
362	Tata Power Solar Systems Limited	AAACT4660J	Titan Company Limited	AAACT5131A	Promoter Group	Sale of goods or services		0.01		0.01	0.06	0.06								
363	Tata Power Solar Systems Limited	AAACT4660J	Tata Consultancy Services Limited	AAACR4849R	Promoter Group	Advance		0.00		-	0.11	0.11								
364	Tata Power Solar Systems Limited	AAACT4660J	Tata Projects Limited	AAACT4119L	Associates of Ultimate Holding Company	Sale of goods or services		0.39		0.39	1.29	1.33								
365	Tata Power Solar Systems Limited	AAACT4660J	Tata International Limited	AAACT3196F	Promoter Group	Sale of goods or services		0.00		-	0.02	-								
366	Tata Power Solar Systems Limited	AAACT4660J	Tata International Limited	AAACT3196F	Promoter Group	Advance		0.00		-	0.04	0.04								
367	Tata Power Solar Systems Limited	AAACT4660J	Tata Steel Limited	AAACT2803M	Promoter Group	Sale of goods or services		0.00		-	0.26	0.26								
368	Tata Power Solar Systems Limited	AAACT4660J	Tata Housing Development Company Limited	AAACT0191Q	Promoter Group	Advance		0.00		-	0.03	0.03								
369	Tata Power Solar Systems Limited	AAACT4660J	Tata Play Limited	AAAGC9294M	Promoter Group	Advance		0.00		-	0.00	-								
370	Tata Power Solar Systems Limited	AAACT4660J	Waluhan Solar MP Limited	AAACW0019M	Subsidiary Company	Advance		0.00		-	-	0.01								
371	Tata Power Solar Systems Limited	AAACT4660J	Waluhan Solar MP Limited	AAACW0019M	Subsidiary Company	Sale of goods or services		0.00		-	2.86	-								
372	Tata Power Solar Systems Limited	AAACT4660J	TP Western Odisha Distribution Limited	AAACT3326R	Fellow Subsidiary	Sale of goods or services		0.00		-	0.06	0.06								
373	Tata Power Solar Systems Limited	AAACT4660J	TP Aboli Limited	AAACT4576F	Fellow Subsidiary	Sale of goods or services		52.22		52.22	-	4.67								
374	Tata Power Solar Systems Limited	AAACT4660J	TP Parivart Limited	AAACT4656N	Fellow Subsidiary	Sale of goods or services		128.44		128.44	-	146.18								
375	Tata Power Solar Systems Limited	AAACT4660J	TP Southern Odisha Distribution Limited	AAACT3338P	Fellow Subsidiary	Sale of goods or services		0.01		0.01	-	0.02								
376	Tata Power Solar Systems Limited	AAACT4660J	The Indian Hotels Company Limited	AAACT3957G	Promoter Group	Purchase of goods or services		0.00		-	-	-								
377	Tata Power Solar Systems Limited	AAACT4660J	Dr. Aditi Raje	AACTP8950E	Key Managerial Personnel	Any other transaction	Directors Sitting Fees	0.02		0.02	-	-								
378	Tata Power Solar Systems Limited	AAACT4660J	Mr. Rajeev Sharma	AACTP8950E	Key Managerial Personnel	Any other transaction	Directors Sitting Fees	0.02		0.02	-	-								
379	Tata Power Solar Systems Limited	AAACT4660J	Mr. Seethapathy Chander	BDI150626R	Key Managerial Personnel	Any other transaction	Directors Sitting Fees	0.01		0.01	-	-								
380	Tata Power Solar Systems Limited	AAACT4660J	Mr. Sanjay Bhandari	AACTP8950E	Key Managerial Personnel	Any other transaction	Directors Sitting Fees	0.01		0.01	-	-								
381	Tata Power Solar Systems Limited	AAACT4660J	TP Narmada Solar Limited	AAACT746I	Subsidiary Company	Sale of goods or services		0.00		-	2.17	0.11								
382	TP Aboli Limited	AAACT4376F	The Tata Power Company Limited	AAACT0054A	Ultimate holding company	Purchase of goods or services		0.02		0.02	0.01	0.04								
383	TP Adhrit Solar Limited	AAACT6493J	The Tata Power Company Limited	AAACT0054A	Ultimate holding company	Purchase of goods or services		0.09		0.09	0.03	0.09								
384	TP Adhrit Solar Limited	AAACT6493J	Tata Power Trading Company Limited	AAACT9887A	Fellow Subsidiary	Purchase of goods or services		0.03		0.03	-	0.09								
385	TP Adhrit Solar Limited	AAACT6493J	Neosym Industry Limited	AAACT3782D	Entity having Significant influence	Sale of goods or services		3.62		3.62	-	2.79								
386	TP Agastya Limited	AAACT3187E	Tata Power Trading Company Limited	AAACT9887A	Fellow Subsidiary	Purchase of goods or services		0.01		0.01	3.71	0.01								
387	TP Agastya Limited	AAACT3187E	The Tata Power Company Limited	AAACT0054A	Ultimate holding company	Purchase of goods or services		0.02		0.02	-	0.02								
388	TP Agastya Limited	AAACT3187E	The Tata Power Company Limited	AAACT0054A	Ultimate holding company	Sale of goods or services		0.07		0.07	-	0.07								
389	TP Agastya Limited	AAACT3187E	Tata Steel Limited	AAACT2803M	Promoter Group	Sale of goods or services		1.48		1.48	-	0.67								
390	TP Agastya Limited	AAACT3187E	Tata Steel Limited	AAACT2803M	Promoter Group	Sale of goods or services		0.39		0.39	-	-								
391	TP Akkalot Renewable Limited	AAACT0126H	Tata Power Trading Company Limited	AAACT9887A	Fellow Subsidiary	Purchase of goods or services		0.03		0.03	0.07	0.03								
392	TP Akkalot Renewable Limited	AAACT0126H	Tata AIS General Insurance Company Limited	AAACT3518Q	Promoter Group	Purchase of goods or services		0.00		-	-	-								
393	TP Akkalot Renewable Limited	AAACT0126H	The Tata Power Company Limited	AAACT0054A	Ultimate holding company	Purchase of goods or services		0.03		0.03	0.02	0.09								
394	TP Akkalot Renewable Limited	AAACT0126H	The Tata Power Company Limited	AAACT0054A	Ultimate holding company	Any other transaction	Other Receivable	0.00		-	0.01	0.01								
395	TP Akkalot Renewable Limited	AAACT0126H	CEAT Limited	AAACT4445G	Entity having Significant influence	Sale of goods or services		3.00		3.00	0.66	0.45								
396	TP Alpha Limited	AAACT2863K	Sanyo Special Steel Manufacturing India Private Limited	AAACT7895E	Entity having Significant influence	Sale of goods or services		1.20		1.20	-	1.20								
397	TP Alpha Limited	AAACT2863K	Tata Power Trading Company Limited	AAACT9887A	Fellow Subsidiary	Purchase of goods or services		0.01		0.01	-	0.01								

Sr. No.	Details of the party (listed entity /subsidiary) entering into the transaction	PAN (First Party)	Name (Counterparty)	PAN (Counter Party)	Relationship of the counterparty	Type of related party transaction	Nature of transaction (Own description) (Mandatory if Type of related party transaction is Any other)	Value of the RPT as approved by ACM	Remarks (if mention reason for not obtaining ACM approval)	Value of transaction during the reporting period	Opening balance	Closing balance	Nature of indebtedness (loan-issuance of debt- any other etc)	Cost	Tenure	Nature (loan_advance,inter-corporate deposit, investment)	Interest Rate	Loan Tenure	Secured_unsecured	Purpose for which the funds will be utilized by the ultimate recipient of funds
421	TP Green Nature Limited	AAJCT5917H	Tata Power Trading Company Limited	AACT9887A	Fellow Subsidiary	Purchase of goods or services		0.04		0.04	0.06	0.04								
422	TP Green Nature Limited	AAJCT5917H	The Tata Power Company Limited	AACT0054A	Ultimate holding company	Sale of goods or services		0.01		0.01	-	0.01								
423	TP Green Nature Limited	AAJCT5917H	Tata AIG General Insurance Company Limited	AACT3518Q	Promoter Group	Purchase of goods or services		0.00		0.00	-	-								
424	TP Gulmohar	AACT4574H	The Tata Power Company Limited	AACT0054A	Ultimate holding company	Any other transaction	Face Provision	0.00		0.00	-	0.00								
425	TP Gulmohar	AACT4574H	The Tata Power Company Limited	AACT0054A	Ultimate holding company	Any other transaction	Rent	0.02		0.02	-	0.02								
426	TP Hirhaan Limited	AACT4128P	The Tata Power Company Limited	AACT0054A	Ultimate holding company	Purchase of goods or services		0.02		0.02	0.01	0.02								
427	TP Kaunteya Saurya Limited	AACT9184C	Tata Electronics Private Limited	AACT6342G	Promoter Group	Any other transaction	Security Deposit	0.00		-	8.00	8.00								
428	TP Kaunteya Saurya Limited	AACT9184C	The Tata Power Company Limited	AACT0054A	Ultimate holding company	Purchase of goods or services		0.03		0.03	0.03	0.02								
429	TP Kirmali Limited	AACT7810K	The Tata Power Company Limited	AACT0054A	Ultimate holding company	Purchase of goods or services		0.46		0.46	0.31	0.52								
430	TP Kirmali Limited	AACT7810K	TP Saurya Limited	AACT9947K	Subsidiary Company	Any other transaction	Other receivable	0.00		-	0.51	-								
431	TP Kirmali Limited	AACT7810K	Tata Sons Private Limited	AACT4060A	Promoter	Purchase of goods or services		0.33		0.33	-	0.11								
432	TP Kirmali Limited	AACT9229P	The Indian Hotels Company Limited	AACT3957G	Promoter Group	Sale of goods or services		4.51		4.51	1.88	1.38								
433	TP Kirmali Solar Limited	AACT9229P	Tata Power Trading Company Limited	AACT9887A	Fellow Subsidiary	Purchase of goods or services		0.05		0.05	0.14	0.15								
434	TP Kirmali Solar Limited	AACT9229P	The Tata Power Company Limited	AACT0054A	Ultimate holding company	Purchase of goods or services		0.04		0.04	0.04	0.05								
435	TP Kirmali Solar Limited	AACT9229P	Tata AIG General Insurance Company Limited	AACT3518Q	Promoter Group	Purchase of goods or services		0.00		0.00	-	-								
436	TP Kirmali Solar Limited	AACT9229P	Waluhan Renewable Energy Limited	AAACW992M	Subsidiary Company	Loan		0.00		-	21.99	21.99	ICD			9.60%	15 Years	Unsecured	Business Purpose	
437	TP Magnolia Limited	AACT4573A	The Tata Power Company Limited	AACT0054A	Ultimate holding company	Purchase of goods or services		0.00		0.00	-	0.00								
438	TP Marigold	AACT4573A	The Tata Power Company Limited	AACT0054A	Ultimate holding company	Purchase of goods or services		0.02		0.02	-	0.02								
439	TP Mercury Limited	AACT3393E	The Tata Power Company Limited	AACT0054A	Ultimate holding company	Any other transaction	Services availed	0.02		0.02	0.02	0.02								
440	TP Nanded Limited	AACT5107B	The Tata Power Company Limited	AACT0054A	Ultimate holding company	Purchase of goods or services		0.00		0.00	0.00	0.00								
441	TP Namada Solar Limited	AACT3726J	Tata Power Trading Company Limited	AACT9887A	Fellow Subsidiary	Purchase of goods or services		0.02		0.02	0.03	0.02								
442	TP Namada Solar Limited	AACT3726J	The Tata Power Company Limited	AACT0054A	Ultimate holding company	Sale of goods or services		0.00		-	0.01	0.02								
443	TP Namada Solar Limited	AACT3726J	The Tata Power Company Limited	AACT0054A	Ultimate holding company	Purchase of goods or services		0.00		-	0.02	0.02								
444	TP Namada Solar Limited	AACT3726J	Room Hotels Limited	AACT0954A	Entity having Significant Influence	Sale of goods or services		1.57		1.57	0.39	0.26								
445	TP Namada Solar Limited	AACT3726J	TP Bhaskar Renewables Limited	AACT9947K	Subsidiary Company	Any other transaction		0.00		-	0.01	0.01								
446	TP Namada Solar Limited	AACT3726J	Tata Power Renewable Energy Limited	AACT7118M	Holding company	Any other transaction	Reimbursement of Expenses LL OTR	0.00		-	0.05	0.18								
447	TP Noida Limited	AACT4575G	The Tata Power Company Limited	AACT0054A	Ultimate holding company	Purchase of goods or services		0.03		0.03	0.03	0.05								
448	TP Noida Limited	AACT4575G	The Tata Power Company Limited	AACT0054A	Ultimate holding company	Purchase of goods or services		0.02		0.02	0.01	-								
449	TP Pathwa Limited	AACT4107G	The Tata Power Company Limited	AACT0054A	Ultimate holding company	Purchase of goods or services		0.02		0.02	0.01	0.01								
450	TP Roofing Renewables Limited	AACT0345M	The Tata Power Company Limited	AACT0054A	Ultimate holding company	Any other transaction	Reimbursement of Expenses	0.00		-	0.96	0.96								
451	TP Samaksh Limited	AACT3592K	Mukund Limited	AACT5008R	Entity having Significant Influence	Any other transaction	Issue of share capital	17.76		17.76	-	-								
452	TP Samaksh Limited	AACT3592K	The Tata Power Company Limited	AACT0054A	Ultimate holding company	Purchase of goods or services		0.02		0.02	0.03	0.03								
453	TP Samaksh Limited	AACT3592K	Mukund Limited	AACT5008R	Entity having Significant Influence	Sale of goods or services		5.85		5.85	-	4.61								
454	TP Samaksh Limited	AACT3592K	Tata Power Trading Company Limited	AACT9887A	Fellow Subsidiary	Purchase of goods or services		0.05		0.05	-	0.05								
455	TP Satam Limited	AACT3818K	The Tata Power Company Limited	AACT0054A	Ultimate holding company	Purchase of goods or services		0.02		0.02	0.01	0.02								
456	TP Saurya Bandita Limited	AACT6661L	The Tata Power Company Limited	AACT0054A	Ultimate holding company	Purchase of goods or services		0.03		0.03	0.03	0.06								
457	TP Saurya Bandita Limited	AACT6661L	Inov Air Product Private Limited	AACT5569D	Entity having Significant Influence	Sale of goods or services		11.14		11.14	3.94	1.56								
458	TP Saurya Bandita Limited	AACT6661L	Tata Power Trading Company Limited	AACT9887A	Fellow Subsidiary	Purchase of goods or services		0.08		0.08	0.05	0.08								
459	TP Saurya Limited	AACT9947K	Tata AIG General Insurance Company Limited	AACT3518Q	Promoter Group	Purchase of goods or services		1.12		1.12	-	-								
460	TP Saurya Limited	AACT9947K	Tata Projects Limited	AACT4119L	Associates of Ultimate Holding Company	Purchase of goods or services		0.00		-	0.01	-								
461	TP Saurya Limited	AACT9947K	The Tata Power Company Limited	AACT0054A	Ultimate holding company	Purchase of goods or services		0.42		0.42	3.00	0.39								
462	TP Saurya Limited	AACT9947K	Tata Consulting Engineers Limited	AACT0772E	Promoter Group	Purchase of goods or services		0.36		0.36	-	-								
463	TP Saurya Limited	AACT9947K	The Tata Power Company Limited	AACT0054A	Ultimate holding company	Purchase of goods or services		0.00		-	0.21	-								
464	TP Saurya Limited	AACT9947K	Tata Power Renewable Energy Limited	AACT7118M	Holding company	Any other transaction	Reimbursement of Expenses	0.00		-	2.16	0.02								
465	TP Saurya Limited	AACT9947K	Tata Power Trading Company Limited	AACT9887A	Fellow Subsidiary	Sale of goods or services		92.46		92.46	0.46	18.46								
466	TP Saurya Limited	AACT9947K	Tata Power Trading Company Limited	AACT9887A	Fellow Subsidiary	Purchase of goods or services		0.00		-	0.01	-								
467	TP Saurya Limited	AACT9947K	TP Samaksh Limited	AACT3592K	Subsidiary Company	Any other transaction	Land Lease income	0.00		-	1.73	-								
468	TP Saurya Limited	AACT9947K	TP Samaksh Limited	AACT3592K	Subsidiary Company	Any other transaction	Reimbursement of Expenses	18.69		18.69	3.73	22.57								
469	TP Saurya Limited	AACT9947K	TP Adhvi Solar Limited	AACT6493J	Subsidiary Company	Any other transaction	Land Lease income	0.00		-	1.20	-								
470	TP Saurya Limited	AACT9947K	TP Adhvi Solar Limited	AACT6493J	Subsidiary Company	Any other transaction	Reimbursement of Expenses	11.04		11.04	2.40	-								
471	TP Saurya Limited	AACT9947K	Poolavadi Windfarm Limited	AACT5434A	Fellow Subsidiary	Any other transaction	Land Lease income	2.01		2.01	2.35	-								
472	TP Saurya Limited	AACT9947K	Poolavadi Windfarm Limited	AACT5434A	Fellow Subsidiary	Any other transaction	Reimbursement of expense	0.53		0.53	-	-								
473	TP Saurya Limited	AACT9947K	Tata Sons Private Limited	AACT4060A	Promoter	Purchase of goods or services		0.32		0.32	-	0.16								
474	TP Solapur Saurya Limited	AACT6376K	Parag Milk Foods Limited	AACT0425G	Entity having Significant Influence	Sale of goods or services		3.17		3.17	0.55	0.55								
475	TP Solapur Saurya Limited	AACT6376K	Parag Milk Foods Limited	AACT0425G	Entity having Significant Influence	Any other transaction	Issue of share capital	0.00		-	4.61	4.61								
476	TP Solapur Saurya Limited	AACT6376K	Tata Power Trading Company Limited	AACT9887A	Fellow Subsidiary	Purchase of goods or services		0.02		0.02	0.02	0.02								
477	TP Solapur Saurya Limited	AACT6376K	The Tata Power Company Limited	AACT0054A	Ultimate holding company	Purchase of goods or services		0.02		0.02	0.01	0.03								
478	TP Solapur Solar Limited	AACT9834H	The Tata Power Company Limited	AACT0054A	Ultimate holding company	Purchase of goods or services		0.03		0.03	0.12	0.12								
479	TP Solapur Solar Limited	AACT9834H	The Tata Power Company Limited	AACT0054A	Ultimate holding company	Sale of goods or services		0.00		0.00	0.26	0.26								
480	TP Solapur Solar Limited	AACT9834H	Tata Power Trading Company Limited	AACT9887A	Fellow Subsidiary	Purchase of goods or services		0.05		0.05	0.06	0.05								
481	TP Solapur Solar Limited	AACT9834H	TP Kirmali Solar Limited	AACT729P	Subsidiary Company	Any other transaction	Reimbursement of expense	0.00		-	0.02	-								
482	TP Solapur Solar Limited	AACT9834H	Anand I Power Limited	AACT0482E	Entity having Significant Influence	Sale of goods or services		3.67		3.67	0.78	0.98								
483	TP Solapur Solar Limited	AACT9834H	Anand I Power Limited	AACT0482E	Entity having Significant Influence	Any other transaction	Issue of share capital	0.49		0.49	-	0.49								
484	TP Solapur Solar Limited	AACT9834H	Dana Anand India Private Limited	AACT1869C	Entity having Significant Influence	Any other transaction	Issue of share capital	0.26		0.26	-	0.26								
485	TP Solapur Solar Limited	AACT9834H	Gabriel India Limited	AACT1994N	Entity having Significant Influence	Any other transaction	Issue of share capital	0.67		0.67	-	0.67								
486	TP Solapur Solar Limited	AACT9834H	MAHLE ANAND THERMAL SYSTEMS PRIVATE LIMITED	AACT2185L	Entity having Significant Influence	Any other transaction	Issue of share capital	0.47		0.47	-	0.47								
487	TP Solar Limited	AACT5014D	Tata Projects Limited	AACT4119L	Associates of Ultimate Holding Company	Purchase of Fixed Asset		72.95		72.95	33.16	-								
488	TP Solar Limited	AACT5014D	Tata Consulting Engineers Limited	AACT0772E	Promoter Group	Purchase of Fixed Asset		2.87		2.87	2.74	-								
489	TP Solar Limited	AACT5014D	The Tata Power Company Limited	AACT0054A	Ultimate holding company	Any other transaction	Reimbursement of expense	3.55		3.55	0.08	-								
490	TP Solar Limited	AACT5014D	The Tata Power Company Limited	AACT0054A	Ultimate holding company	Purchase of goods or services		0.17		0.17	8.30	-								
491	TP Solar Limited	AACT5014D	Tata AIG General Insurance Company Limited	AACT3518Q	Promoter Group	Purchase of goods or services		1.25		1.25	-	-								
492	TP Solar Limited	AACT5014D	Tata AIA Life Insurance Company Limited	AACT3784C	Promoter Group	Advance		0.26		0.26	0.14	-								
493	TP Solar Limited	AACT5014D	TP Govardhan Creative Limited	AACT8756C	Subsidiary Company	Investment		0.00		-	16.08	16.08								
494	TP Surya Limited	AACT4529L	The Tata Power Company Limited	AACT0054A	Ultimate holding company	Purchase of goods or services		0.02		0.02	0.01	0.04								
495	TP Surya Limited	AACT4529L	Jaya Hind Industries Private Limited	AACT4268Q	Entity having Significant Influence	Any other transaction	Issue of share capital	5.05		5.05	-	-								
496	TP Surya Limited	AACT4529L	Force Motors Limited	AACT0766L	Entity having Significant Influence	Any other transaction	Issue of share capital	2.69		2.69	-	-								
497	TP Varadhan Surya Limited	AACT9228K	The Tata Power Company Limited	AACT0054A	Ultimate holding company	Purchase of goods or services		0.04		0.04	0.03	0.06								
498	TP Varadhan Surya Limited	AACT9228K	Tata Steel Limited	AACT12803M	Wharmer Group	Any other transaction	Issue of Equity Shares	41.97		41.97	-	-								
499	TP Varadhan Surya Limited	AACT9228K	G K Ispat Private Limited	AACT0054A	Associates of Ultimate Holding Company	Purchase of goods or services		0.20		0.20	-	0.23								
500	TP Vias Limited	AACT2855P	The Tata Power Company Limited	AACT0054A	Ultimate holding company	Purchase of goods or services		0.02		0.02	0.01	0.04								
501	TP Vias Limited	AACT4660I	The Tata Power Company Limited	AACT0054A	Ultimate holding company	Purchase of goods or services		0.02		0.02	0.01</									

Sr. No.	Details of the party (listed entity /subsidiary) entering into the transaction	PAN (First Party)	Name (Counterparty)	PAN (Counter Party)	Relationship of the counterparty	Type of related party transaction	Nature of transaction (Down description) (Mandatory if Type of related party transaction is Any other)	Value of the RPT as approved by ACM	Remarks (Mention reason for not obtaining ACM approval)	Value of transaction during the reporting period	Opening balance	Closing balance	Nature of indebtedness (loan-advance of debt-any other etc)	Cost	Tenure	Nature (loan_advance_inter-corporate default investment)	Interest Rate	Loan Tenure	Secured_unsecured	Purpose for which the funds will be utilized by the ultimate recipient of funds
526	Waluhan Renewable Energy Limited	AAACW9092M	Mi mysolar24 Private Limited	AAGCM4584N	Subsidiary Company	Investment		0.00		-	1.44	1.44								
527	Waluhan Renewable Energy Limited	AAACW9092M	Drehatz Mysolar24 Private Limited	AADCD3957H	Subsidiary Company	Any other transaction	Reimbursement of expense	0.00		-	0.13	-								
528	Waluhan Renewable Energy Limited	AAACW9092M	Mi mysolar24 Private Limited	AAGCM4584M	Subsidiary Company	Interest paid		1.16		1.16	-	1.05								
529	Waluhan Renewable Energy Limited	AAACW9092M	Waluhan Solar AP Limited	AAACW7599M	Subsidiary Company	Any other transaction	Reimbursement of expense	0.00		-	0.31	-								
530	Waluhan Renewable Energy Limited	AAACW9092M	Northwest Energy Private Limited	AACCN8296N	Subsidiary Company	Investment		0.00		-	0.48	-								
531	Waluhan Renewable Energy Limited	AAACW9092M	Northwest Energy Private Limited	AACCN8296N	Subsidiary Company	Sale of goods or services		0.00		-	0.02	-								
532	Waluhan Renewable Energy Limited	AAACW9092M	Northwest Energy Private Limited	AACCN8296N	Subsidiary Company	Interest paid		0.33		0.33	-	0.30								
533	Waluhan Renewable Energy Limited	AAACW9092M	Northwest Energy Private Limited	AACCN8296N	Subsidiary Company	Interest received		0.38		0.38	-	0.35								
534	Waluhan Renewable Energy Limited	AAACW9092M	Clean Sustainable Solar Energy Private Limited	AACFC6140D	Subsidiary Company	Investment		0.00		-	2.02	-								
535	Waluhan Renewable Energy Limited	AAACW9092M	Northwest Energy Private Limited	AACCN8296N	Subsidiary Company	Investment		0.00		-	10.07	-								
536	Waluhan Renewable Energy Limited	AAACW9092M	TP Solapur Solar Limited	AAHCT9834H	Subsidiary Company	Interest received		1.03		1.03	-	0.93								
537	Waluhan Renewable Energy Limited	AAACW9092M	Clean Sustainable Solar Energy Private Limited	AACFC6140D	Subsidiary Company	Sale of goods or services		0.00		-	0.53	-								
538	Waluhan Renewable Energy Limited	AAACW9092M	Solarsys Renewable Energy Private Limited	AADCP5053E	Subsidiary Company	Investment		0.00		-	2.68	-								
539	Waluhan Renewable Energy Limited	AAACW9092M	Mi mysolar24 Private Limited	AAGCM4584N	Subsidiary Company	Sale of goods or services		0.00		-	0.05	-								
540	Waluhan Renewable Energy Limited	AAACW9092M	Solarsys Renewable Energy Private Limited	AADCP5053E	Subsidiary Company	Interest received		0.64		0.64	-	0.57								
541	Waluhan Renewable Energy Limited	AAACW9092M	Mi mysolar24 Private Limited	AAGCM4584N	Subsidiary Company	Any other transaction	Reimbursement of expense	0.00		-	0.31	-								
542	Waluhan Renewable Energy Limited	AAACW9092M	TP Saurya Limited	AAHCT9947K	Subsidiary Company	Interest received		0.31		0.31	-	0.28								
543	Waluhan Renewable Energy Limited	AAACW9092M	Waluhan Solar RJ Limited	AABCW0645F	Subsidiary Company	Sale of goods or services		0.00		-	0.01	-								
544	Waluhan Renewable Energy Limited	AAACW9092M	The Tata Power Company Limited	AAACT0056A	Ultimate holding company	Purchase of goods or services		3.39		3.39	-	5.41								
545	Waluhan Renewable Energy Limited	AAACW9092M	Tata Power Green Energy Limited	AADCT8785B	Subsidiary Company	Interest received		2.18		2.18	-	3.75								
546	Waluhan Renewable Energy Limited	AAACW9092M	Tata Power Trading Company Limited	AACT9887A	Fellow Subsidiary	Purchase of goods or services		0.00		-	0.02	-								
547	Waluhan Renewable Energy Limited	AAACW9092M	Waluhan Solar BH Limited	AABCW0337L	Subsidiary Company	Any other transaction	Reimbursement of expense	0.00		-	1.33	-								
548	Waluhan Renewable Energy Limited	AAACW9092M	Waluhan Energy RJ Limited	AABCW0219P	Subsidiary Company	Investment		0.00		-	22.43	-								
549	Waluhan Renewable Energy Limited	AAACW9092M	Waluhan Energy RJ Limited	AABCW0219P	Subsidiary Company	Sale of goods or services		0.00		-	0.11	-								
550	Waluhan Renewable Energy Limited	AAACW9092M	Waluhan Energy RJ Limited	AABCW0219P	Subsidiary Company	Interest paid		0.74		0.74	-	0.67								
551	Waluhan Renewable Energy Limited	AAACW9092M	Waluhan Solar Raj Limited	AADCV3448D	Subsidiary Company	Interest paid		0.37		0.37	-	0.34								
552	Waluhan Renewable Energy Limited	AAACW9092M	Waluhan Energy RJ Limited	AABCW0219P	Subsidiary Company	Any other transaction	Reimbursement of expense	0.00		-	0.13	-								
553	Waluhan Renewable Energy Limited	AAACW9092M	Waluhan Energy RJ Limited	AABCW0219P	Subsidiary Company	Interest received		1.52		1.52	-	0.54								
554	Waluhan Renewable Energy Limited	AAACW9092M	Waluhan Solar AP Limited	AAACW7599M	Subsidiary Company	Sale of goods or services		0.00		-	0.41	-								
555	Waluhan Renewable Energy Limited	AAACW9092M	Waluhan Solar BH Limited	AABCW0327L	Subsidiary Company	Sale of goods or services		0.00		-	0.10	-								
556	Waluhan Renewable Energy Limited	AAACW9092M	Waluhan Solar KA Limited	AABCW2667F	Subsidiary Company	Any other transaction	Reimbursement of expense	0.00		-	0.07	-								
557	Waluhan Renewable Energy Limited	AAACW9092M	Waluhan Solar BH Limited	AABCW0327L	Subsidiary Company	Investment		0.00		-	40.24	-								
558	Waluhan Renewable Energy Limited	AAACW9092M	Waluhan Solar PB Limited	AABCW0420G	Subsidiary Company	Any other transaction	Reimbursement of expense	0.00		-	0.73	-								
559	Waluhan Renewable Energy Limited	AAACW9092M	Waluhan Solar BH Limited	AABCW0327L	Subsidiary Company	Interest received		0.70		0.70	-	13.81								
560	Waluhan Renewable Energy Limited	AAACW9092M	Waluhan Solar Energy GJ Limited	VABCJ0136B	Subsidiary Company	Interest paid		1.23		1.23	-	1.13								
561	Waluhan Renewable Energy Limited	AAACW9092M	Waluhan Solar Energy GJ Limited	VABCJ0136B	Subsidiary Company	Investment		0.00		-	12.04	-								
562	Waluhan Renewable Energy Limited	AAACW9092M	Tata AIG General Insurance Company Limited	AABCCT3518Q	Promoter Group	Purchase of goods or services		0.10		0.10	-	0.00								
563	Waluhan Renewable Energy Limited	AAACW9092M	Waluhan Solar MP Limited	AABCW0019M	Subsidiary Company	Purchase of goods or services		0.14		0.14	-	-								
564	Waluhan Renewable Energy Limited	AAACW9092M	Waluhan Solar KA Limited	AABCW2667F	Subsidiary Company	Investment		0.00		-	2.48	-								
565	Waluhan Renewable Energy Limited	AAACW9092M	Waluhan Solar AP Limited	AAACW7599M	Subsidiary Company	Interest paid		1.64		1.64	-	1.48								
566	Waluhan Renewable Energy Limited	AAACW9092M	Waluhan Solar MH Limited	AAECV2094C	Subsidiary Company	Investment		0.00		-	3.68	-								
567	Waluhan Renewable Energy Limited	AAACW9092M	Waluhan Solar Raj Limited	AADCV3448D	Subsidiary Company	Interest received		0.17		0.17	-	0.15								
568	Waluhan Renewable Energy Limited	AAACW9092M	Waluhan Solar KA Limited	AABCW2667F	Subsidiary Company	Sale of goods or services		0.00		-	0.19	-								
569	Waluhan Renewable Energy Limited	AAACW9092M	Waluhan Solar MH Limited	AAECV2094C	Subsidiary Company	Interest paid		0.99		0.99	-	0.89								
570	Waluhan Renewable Energy Limited	AAACW9092M	Waluhan Solar MH Limited	AAECV2094C	Subsidiary Company	Interest received		3.46		3.46	-	3.11								
571	Waluhan Renewable Energy Limited	AAACW9092M	Waluhan Solar MH Limited	AAECV2094C	Subsidiary Company	Any other transaction	Reimbursement of expense	0.00		-	0.17	-								
572	Waluhan Renewable Energy Limited	AAACW9092M	Waluhan Solar MH Limited	AAECV2094C	Subsidiary Company	Sale of goods or services		0.00		-	0.22	-								
573	Waluhan Renewable Energy Limited	AAACW9092M	Waluhan Solar PB Limited	AABCW0420G	Subsidiary Company	Sale of goods or services		0.00		-	0.07	-								
574	Waluhan Renewable Energy Limited	AAACW9092M	Waluhan Solar Raj Limited	AADCV3448D	Subsidiary Company	Any other transaction	Reimbursement of expense	0.00		-	0.08	-								
575	Waluhan Renewable Energy Limited	AAACW9092M	Waluhan Solar Raj Limited	AADCV3448D	Subsidiary Company	Sale of goods or services		0.00		-	0.11	-								
576	Waluhan Renewable Energy Limited	AAACW9092M	Waluhan Urja India Limited	AAACW6751D	Subsidiary Company	Interest received		0.80		0.80	-	0.44								
577	Waluhan Renewable Energy Limited	AAACW9092M	Waluhan Solar MP Limited	AABCW0019M	Subsidiary Company	Interest paid		7.27		7.27	-	6.55								
578	Waluhan Renewable Energy Limited	AAACW9092M	Waluhan Solar RJ Limited	AABCW0645F	Subsidiary Company	Investment		0.00		-	0.10	-								
579	Waluhan Renewable Energy Limited	AAACW9092M	Waluhan Solar RJ Limited	AABCW0645F	Subsidiary Company	Interest paid		0.14		0.14	-	-								
580	Waluhan Renewable Energy Limited	AAACW9092M	Waluhan Solar RJ Limited	AABCW0645F	Subsidiary Company	Interest received		0.89		0.89	-	0.68								
581	Waluhan Renewable Energy Limited	AAACW9092M	Waluhan Solar TN Limited	AABCW0020E	Subsidiary Company	Sale of goods or services		0.00		-	1.70	-								
582	Waluhan Renewable Energy Limited	AAACW9092M	Waluhan Solar BH Limited	AABCW0327L	Subsidiary Company	Interest paid		4.47		4.47	-	4.03								
583	Waluhan Renewable Energy Limited	AAACW9092M	Waluhan Urja Anjar Limited	AABCW0053D	Subsidiary Company	Interest paid		3.84		3.84	-	3.46								
584	Waluhan Renewable Energy Limited	AAACW9092M	Poolavadi Windfarm Limited	AAACPS434A	Subsidiary Company	Interest received		5.96		5.96	-	5.37								
585	Waluhan Renewable Energy Limited	AAACW9092M	Waluhan Solar PB Limited	AABCW0420G	Subsidiary Company	Interest received		3.70		3.70	-	2.43								
586	Waluhan Renewable Energy Limited	AAACW9092M	Waluhan Solar PB Limited	AABCW0420G	Subsidiary Company	Interest paid		1.86		1.86	-	1.67								
587	Waluhan Renewable Energy Limited	AAACW9092M	Waluhan Solar TN Limited	AABCW0020E	Subsidiary Company	Any other transaction	Reimbursement of expense	0.00		-	1.39	-								
588	Waluhan Renewable Energy Limited	AAACW9092M	Waluhan Solar TN Limited	AABCW0020E	Subsidiary Company	Investment		0.00		-	34.96	-								
589	Waluhan Renewable Energy Limited	AAACW9092M	Waluhan Solar TN Limited	AABCW0020E	Subsidiary Company	Interest paid		4.63		4.63	-	4.17								
590	Waluhan Renewable Energy Limited	AAACW9092M	Waluhan Wind RJ Limited	AADCC0409K	Subsidiary Company	Interest received		1.06		1.06	-	0.95								
591	Waluhan Renewable Energy Limited	AAACW9092M	Waluhan Solar KA Limited	AABCW2667F	Subsidiary Company	Interest paid		0.80		0.80	-	0.72								
592	Waluhan Renewable Energy Limited	AAACW9092M	Waluhan Solar KA Limited	AABCW2667F	Subsidiary Company	Interest received		4.27		4.27	-	3.84								
593	Waluhan Renewable Energy Limited	AAACW9092M	Waluhan Urja Anjar Limited	AABCW0053D	Subsidiary Company	Any other transaction	Reimbursement of expense	0.00		-	0.22	-								
594	Waluhan Renewable Energy Limited	AAACW9092M	Waluhan Urja Anjar Limited	AABCW0053D	Subsidiary Company	Sale of goods or services		0.00		-	0.05	-								
595	Waluhan Renewable Energy Limited	AAACW9092M	Waluhan Solar AP Limited	AAACW7599M	Subsidiary Company	Interest received		8.22		8.22	-	7.40								
596	Waluhan Renewable Energy Limited	AAACW9092M	Waluhan Wind RJ Limited	AADCC0409K	Subsidiary Company	Any other transaction	Other Receivable	0.00		-	0.06	-								

Sr. No.	Details of the party (listed entity /subsidiary) entering into the transaction	PAN (First Party)	Name (Counterparty)	PAN (Counter Party)	Relationship of the counterparty	Type of related party transaction	Nature of transaction (Own description) (Mandatory if Type of related party transaction is Any other)	Value of the RPT as approved by ACM	Remarks (Mention reason for not obtaining ACM approval)	Value of transaction during the reporting period	Opening balance	Closing balance	Nature of indebtedness (loan-issuance of debt-any other etc)	Cost	Tenure	Nature (loan_advance_inter-corporate deposit_investment)	Interest Rate	Loan Tenure	Secured_unsecured	Purpose for which the funds will be utilised by the ultimate recipient of funds	
631	Waluhan Renewable Energy Limited	AAACW9092M	Waluhan Solar AP Limited	AAACW7599M	Subsidiary Company	Loan		24.03		24.03	40.25	56.39				ICD	6.95%	3 years 3 months	Unsecured	Business Purpose	
632	Waluhan Renewable Energy Limited	AAACW9092M	Waluhan Solar Energy GJ Limited	AAACW0136B	Subsidiary Company	Loan		3.88		3.88	31.86	35.67				ICD	6.95%	3 years 3 months	Unsecured	Business Purpose	
633	Waluhan Renewable Energy Limited	AAACW9092M	Waluhan Solar KA Limited	AAACW2667F	Subsidiary Company	Loan		0.00		-	95.12	95.12				ICD	10.00%	9 Years	Unsecured	Business Purpose	
634	Waluhan Renewable Energy Limited	AAACW9092M	Waluhan Solar MH Limited	AAACW2094C	Subsidiary Company	Loan		0.00		-	68.97	68.97				ICD	10.00%	9 Years	Unsecured	Business Purpose	
635	Waluhan Renewable Energy Limited	AAACW9092M	Waluhan Solar RA Limited	AAACW2667F	Subsidiary Company	Loan		7.85		7.85	19.00	26.13				ICD	8.62%	1 Year 8 Months	Unsecured	Business Purpose	
636	Waluhan Renewable Energy Limited	AAACW9092M	Waluhan Solar KA Limited	AAACW2667F	Subsidiary Company	Loan		9.00		9.00	14.50	22.61				ICD	8.62%	1 Year 8 Months	Unsecured	Business Purpose	
637	Waluhan Renewable Energy Limited	AAACW9092M	Waluhan Solar RAJ Limited	AADCY3448D	Subsidiary Company	Loan		4.10		4.10	8.88	12.80				ICD	6.95%	3 years 3 months	Unsecured	Business Purpose	
638	Waluhan Renewable Energy Limited	AAACW9092M	Waluhan Solar PB Limited	AAACW0420G	Subsidiary Company	Loan		0.00		-	53.76	53.76				ICD	10.00%	9 Years	Unsecured	Business Purpose	
639	Waluhan Renewable Energy Limited	AAACW9092M	Waluhan Solar PB Limited	AAACW0420G	Subsidiary Company	Loan		1.00		1.00	34.02	35.47				ICD	8.62%	1 Year 8 Months	Unsecured	Business Purpose	
640	Waluhan Renewable Energy Limited	AAACW9092M	Waluhan Solar RJ Limited	AABCW0645F	Subsidiary Company	Loan		20.70		20.70	2.98	3.22				ICD	10.00%	9 Years	Unsecured	Business Purpose	
641	Waluhan Renewable Energy Limited	AAACW9092M	Waluhan Solar RJ Limited	AABCW0645F	Subsidiary Company	Loan		1.00		1.00	17.75	17.75				ICD	10.00%	9 Years	Unsecured	Business Purpose	
642	Waluhan Renewable Energy Limited	AAACW9092M	Waluhan Solar RAJ Limited	AADCY3448D	Subsidiary Company	Loan		0.00		-	5.32	3.32				ICD	6.95%	3 years	Unsecured	Business Purpose	
643	Waluhan Renewable Energy Limited	AAACW9092M	Waluhan Solar BH Limited	AABCW0327L	Subsidiary Company	Loan		35.70		35.70	104.12	139.07				ICD	6.95%	3 years	Unsecured	Business Purpose	
644	Waluhan Renewable Energy Limited	AAACW9092M	Waluhan Solar TN Limited	AABCW0020E	Subsidiary Company	Loan		65.60		65.60	67.32	143.83				ICD	8.62%	1 Year 8 Months	Unsecured	Business Purpose	
645	Waluhan Renewable Energy Limited	AAACW9092M	TP Saurya Limited	AAHCT9947K	Subsidiary Company	Loan		0.00		-	9.00	9.00				ICD	6.95%	3 years	Unsecured	Business Purpose	
646	Waluhan Renewable Energy Limited	AAACW9092M	Waluhan Urja Anjar Limited	AABCW0053D	Subsidiary Company	Loan		11.08		11.08	101.91	112.45				ICD	6.95%	3 years 3 months	Unsecured	Business Purpose	
647	Waluhan Renewable Energy Limited	AAACW9092M	Waluhan Urja India Limited	AAACW6751D	Subsidiary Company	Loan		0.00		-	21.35	21.35				ICD	7.47%	9 years	Unsecured	Business Purpose	
648	Waluhan Renewable Energy Limited	AAACW9092M	Waluhan Wind RJ Limited	AADCQ0409K	Subsidiary Company	Loan		56.87		56.87	16.19	57.26				ICD	8.60%	1 Year 3 months	Unsecured	Business Purpose	
649	Waluhan Renewable Energy Limited	AAACW9092M	Waluhan Wind RJ Limited	AADCQ0409K	Subsidiary Company	Loan		0.00		-	21.09	21.09				ICD	10.00%	9 Years	Unsecured	Business Purpose	
650	Waluhan Renewable Energy Limited	AAACW9092M	Waluhan Energy RJ Limited	AABCW0219P	Subsidiary Company	Loan		1.00		1.00	10.45	30.07				ICD	10.00%	9 years	Unsecured	Business Purpose	
651	Waluhan Solar AP Limited	AAACW7599M	Northwest Energy Private Limited	AAACN8296N	Subsidiary Company	Sale of goods or services		0.05		0.05	-	-									
652	Waluhan Solar AP Limited	AAACW7599M	The Tata Power Company Limited	AAACT0054A	Ultimate holding company	Purchase of goods or services		0.16		0.16	0.13	0.01									
653	Waluhan Solar AP Limited	AAACW7599M	Waluhan Solar KA Limited	AAACW2667F	Subsidiary Company	Investment		0.00		-	0.47	0.47									
654	Waluhan Solar BH Limited	AABCW0327L	The Tata Power Company Limited	AAACT0054A	Ultimate holding company	Purchase of goods or services		0.23		0.23	0.15	0.12									
655	Waluhan Solar BH Limited	AABCW0327L	Tata Sons Private Limited	AAACT4060A	Promoter	Purchase of goods or services		0.15		0.15	-	0.11									
656	Waluhan Solar Energy GJ Limited	AABCW0136B	The Tata Power Company Limited	AAACT0054A	Ultimate holding company	Purchase of goods or services		0.04		0.04	0.03	0.01									
657	Waluhan Solar Energy GJ Limited	AABCW0136B	Waluhan Renewable Energy Limited	AAACW9092M	Subsidiary Company	Purchase of goods or services		0.00		-	0.02	-									
658	Waluhan Solar Energy GJ Limited	AABCW0136B	Waluhan Urja India Limited	AAACW6751D	Subsidiary Company	Purchase of goods or services		0.05		0.05	-	-									
659	Waluhan Solar Energy GJ Limited	AABCW0136B	Tata Sons Private Limited	AAACT4060A	Promoter	Purchase of goods or services		0.02		0.02	-	0.01									
660	Waluhan Solar KA Limited	AABCW2667F	Tata Power Trading Company Limited	AABCW9887A	Fellow Subsidiary	Purchase of goods or services		0.00		0.00	0.00	0.00									
661	Waluhan Solar KA Limited	AABCW2667F	Tata Power Trading Company Limited	AABCW9887A	Fellow Subsidiary	Any other transaction	Security Deposit	0.00		-	0.00	0.00									
662	Waluhan Solar KA Limited	AABCW2667F	The Tata Power Company Limited	AAACT0054A	Ultimate holding company	Purchase of goods or services		0.09		0.09	0.06	0.01									
663	Waluhan Solar KA Limited	AABCW2667F	Tata Sons Private Limited	AAACT4060A	Promoter	Purchase of goods or services		0.07		0.07	-	0.09									
664	Waluhan Solar MH Limited	AAACW2094C	Waluhan Solar AP Limited	AABCW0013M	Subsidiary Company	Purchase of goods or services		0.05		0.05	-	-									
665	Waluhan Solar MH Limited	AAACW2094C	The Tata Power Company Limited	AAACT0054A	Ultimate holding company	Purchase of goods or services		0.11		0.11	0.07	0.01									
666	Waluhan Solar MP Limited	AABCW0019M	Anjali Kulkarni	NA	Key Managerial Personnel	Purchase of goods or services		0.01		0.01	-	-									
667	Waluhan Solar MP Limited	AABCW0019M	Clean Sustainable Solar Energy Private Limited	AABCW0019M	Subsidiary Company	Sale of goods or services		0.07		0.07	-	-									
668	Waluhan Solar MP Limited	AABCW0019M	The Tata Power Company Limited	AAACT0054A	Ultimate holding company	Purchase of goods or services		0.71		0.71	0.50	0.40									
669	Waluhan Solar MP Limited	AABCW0019M	Waluhan Solar BH Limited	AABCW0327L	Subsidiary Company	Interest paid		0.01		0.01	-	0.01									
670	Waluhan Solar MP Limited	AABCW0019M	Tata Power Solar Systems Limited	AAACT4660Q	Subsidiary Company	Purchase of Fixed Asset		0.00		-	10.39	-									
671	Waluhan Solar MP Limited	AABCW0019M	Tata Sons Private Limited	AAACT4060A	Promoter	Purchase of goods or services		0.51		0.51	-	0.23									
672	Waluhan Solar MP Limited	AABCW0019M	Waluhan Solar BH Limited	AABCW0327L	Subsidiary Company	Loan		0.00		-	0.42	0.42				ICD	6.95%	3 years 3 months	Unsecured	Business Purpose	
673	Waluhan Solar PB Limited	AAACW0420G	The Tata Power Company Limited	AAACT0054A	Ultimate holding company	Purchase of goods or services		0.17		0.17	0.07	0.02									
674	Waluhan Solar PB Limited	AAACW0420G	Tata Sons Private Limited	AAACT4060A	Promoter	Purchase of goods or services		0.13		0.13	-	0.09									
675	Waluhan Solar RAJ Limited	AAACW3448D	Waluhan Solar AP Limited	AAACW7599M	Subsidiary Company	Purchase of goods or services		0.05		0.05	-	-									
676	Waluhan Solar RAJ Limited	AADCY3448D	The Tata Power Company Limited	AAACT0054A	Ultimate holding company	Purchase of goods or services		0.03		0.03	0.03	0.00									
677	Waluhan Solar RJ Limited	AABCW0645F	The Tata Power Company Limited	AAACT0054A	Ultimate holding company	Purchase of goods or services		0.03		0.03	0.02	0.02									
678	Waluhan Solar RJ Limited	AABCW0645F	Waluhan Solar AP Limited	AAACW7599M	Subsidiary Company	Purchase of goods or services		0.05		0.05	-	-									
679	Waluhan Solar TN Limited	AABCW0020E	Anjali Kulkarni	NA	Key Managerial Personnel	Purchase of goods or services		0.01		0.01	-	-									
680	Waluhan Solar TN Limited	AABCW0020E	Waluhan Solar BH Limited	AABCW0327L	Subsidiary Company	Interest paid		0.03		0.03	-	0.03									
681	Waluhan Solar TN Limited	AABCW0020E	Waluhan Solar MP Limited	AABCW0019M	Subsidiary Company	Purchase of goods or services		0.07		0.07	-	-									
682	Waluhan Solar TN Limited	AABCW0020E	The Tata Power Company Limited	AAACT0054A	Ultimate holding company	Purchase of goods or services		0.49		0.49	0.37	0.27									
683	Waluhan Solar TN Limited	AABCW0020E	The Tata Power Company Limited	AAACT0054A	Ultimate holding company	Any other transaction	Processing charges	0.00		-	0.22	0.22									
684	Waluhan Solar TN Limited	AABCW0020E	Tata Sons Private Limited	AAACT4060A	Promoter	Purchase of goods or services		0.36		0.36	-	0.17									
685	Waluhan Solar TN Limited	AABCW0020E	Waluhan Solar BH Limited	AABCW0327L	Subsidiary Company	Loan		0.00		-	0.98	0.98				ICD	6.95%	3 Years 3 Months	Unsecured	Business Purpose	
686	Waluhan Solar TN Limited	AABCW0020E	Waluhan Renewable Energy Limited	AAACW9092M	Subsidiary Company	Loan		1.88		1.88	153.03	154.91				ICD	10.00%	9 Years	Unsecured	Business Purpose	
687	Waluhan Urja Anjar Limited	AAACW0053D	The Tata Power Company Limited	AAACT0054A	Ultimate holding company	Purchase of goods or services		0.13		0.13	0.09	-									
688	Waluhan Urja Anjar Limited	AAACW0053D	Waluhan Solar BH Limited	AABCW0327L	Subsidiary Company	Interest received		0.04		0.04	-	0.04									
689	Waluhan Urja Anjar Limited	AAACW0053D	Tata Sons Private Limited	AAACT4060A	Promoter	Purchase of goods or services		0.09		0.09	-	0.04									
690	Waluhan Urja Anjar Limited	AAACW0053D	Waluhan Solar BH Limited	AABCW0327L	Subsidiary Company	Loan		0.00		-	1.10	1.10				ICD	6.95	3 years 3 months	Unsecured	Business Purpose	
691	Waluhan Urja India Limited	AAACW6751D	The Tata Power Company Limited	AAACT0054A	Ultimate holding company	Purchase of goods or services		0.01		0.01	0.01	0.01									
692	Waluhan Urja India Limited	AAACW6751D	Waluhan Solar Energy GJ Limited	AAACW0136B	Subsidiary Company	Interest paid		0.04		0.04	0.45	0.49									
693	Waluhan Urja India Limited	AAACW6751D	Waluhan Solar Anjar Limited	AABCW0053D	Subsidiary Company	Interest paid		0.08		0.08	0.85	0.92									
694	Waluhan Urja India Limited	AAACW6751D	Waluhan Solar Energy GJ Limited	AABCW0136B	Subsidiary Company	Any other transaction	Security Deposit Taken	0.00		-	0.80	0.80									
695	Waluhan Urja India Limited	AAACW6751D	Waluhan Urja Anjar Limited	AABCW0053D	Subsidiary Company	Any other transaction	Security Deposit Taken	0.00		-	1.50	1.50									
696	Waluhan Urja India Limited	AAACW6751D	Waluhan Urja Anjar Limited	AABCW0053D	Subsidiary Company	Sale of goods or services		0.06		0.06	-	-									
697	Waluhan Wind RJ Limited	AADCQ0409K	The Tata Power Company Limited	AAACT0054A	Ultimate holding company	Purchase of goods or services		0.46		0.46	0.31	0.26									
698	Waluhan Wind RJ Limited	AADCQ0409K	Tata AIG General Insurance Company Limited	AABCW351BQ	Promoter Group	Purchase of goods or services		1.39		1.39	-	1.39									
699	Waluhan Wind RJ Limited	AADCQ0409K	Tata Power Trading Company Limited	AABCW9887A	Fellow Subsidiary	Purchase of goods or services		0.04		0.04	0.01	0.05									
700	Waluhan Wind RJ Limited	AADCQ0409K	Waluhan Renewable Energy Limited	AAACW9092M	Subsidiary Company	Any other transaction	Equity component of loan	0.00		-	0.86	-									
701	Waluhan Wind RJ Limited	AADCQ0409K	Tata Sons Private Limited	AAACT4060A	Promoter	Purchase of goods or services		0.40		0.40	-	0.20									

Amit Mirani

Chief Financial Officer
Tata Power Renewable Energy Limited

